



SC Annual School Report Card Summary

Armstrong Elementary School
 Greenville County School District
 Grades: PK-5 Enrollment: 430
 Principal: Debra Reid Johnson
 Superintendent: Mr. Burke Royster
 Board Chair: Mr. Roger Meek

PERFORMANCE

Comprehensive detail, including definitions of ratings, performance criteria, and explanations of status, is available on www.ed.sc.gov and www.eoc.sc.gov as well as school and school district websites. Printed versions are available from school districts upon request.

YEAR	ABSOLUTE RATING	GROWTH RATING	PALMETTO GOLD AND SILVER AWARD		ESEA/FEDERAL ACCOUNTABILITY RATING SYSTEM	
			General Performance	Closing the Gap	ESEA Grade	Accountability Indicator
2012	Average	Average	TBD	TBD	B	N/A
2011	Average	Average	N/A	N/A	Not Met	RP
2010	Average	Average	N/A	N/A	Met	CA-DELAY

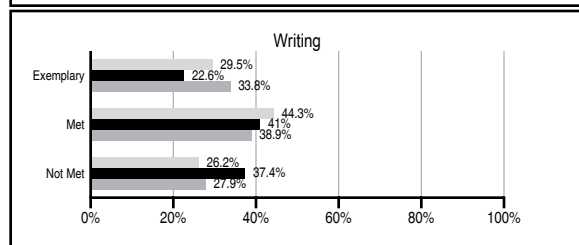
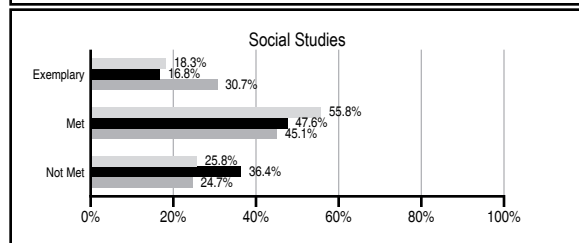
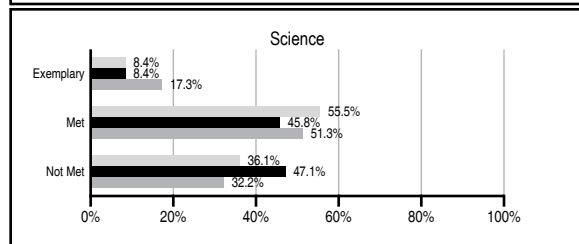
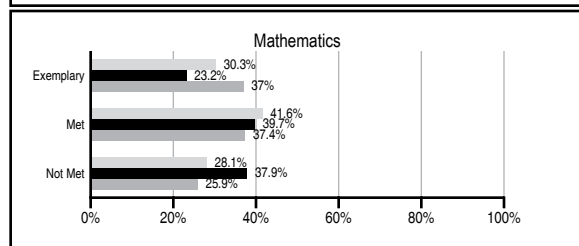
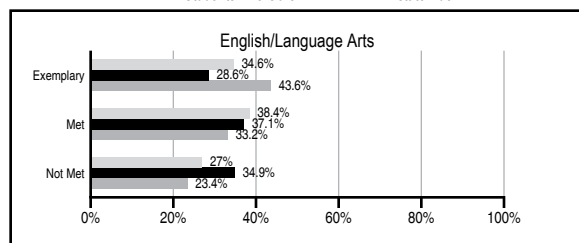
ABSOLUTE RATINGS OF ELEMENTARY SCHOOLS WITH STUDENTS LIKE OURS*

EXCELLENT	GOOD	AVERAGE	BELOW AVERAGE	AT-RISK
4	12	115	47	20

* Ratings are calculated with data available by 11/07/2012. Schools with Students Like Ours are Elementary Schools with Poverty Indices of no more than 5% above or below the index for this school.

PASS PERFORMANCE

Our School Elementary Schools with Students Like Ours Elementary schools statewide



NAEP PERFORMANCE*

* Performance reported for SC and nation, data not available at school level. Percentages at NAEP Achievement Levels.



SC PERFORMANCE VISION

By 2020 all students will graduate with the knowledge and skills necessary to compete successfully in the global economy, participate in a democratic society and contribute positively as members of families and communities.

Abbreviations Key

N/A Not Applicable N/AV Not Available N/C Not Collected N/R Not Reported I/S Insufficient Sample TBD To be determined

Armstrong Elementary School [Greenville County School District]

SCHOOL PROFILE

	Our School	Change from Last Year	Elementary Schools with Students Like Ours	Median Elementary School
Students (n=430)				
Retention rate	1.5%	Down from 2.0%	1.3%	1.0%
Attendance rate	96.8%	Up from 96.4%	96.3%	96.6%
Served by gifted and talented program	N/AV	N/AV	N/AV	N/AV
With disabilities other than speech	N/AV	N/AV	N/AV	N/AV
Older than usual for grade	N/AV	N/AV	N/AV	N/AV
Out-of-school suspensions or expulsions for violent and/or criminal offenses	0.0%	No Change	0.0%	0.0%
Teachers (n=34)				
Teachers with advanced degrees	41.2%	Down from 51.4%	61.1%	63.0%
Continuing contract teachers	N/AV	N/AV	N/AV	N/AV
Teachers returning from previous year	87.7%	Up from 82.3%	85.5%	88.7%
Teacher attendance rate	94.6%	Down from 95.0%	95.2%	95.1%
Average teacher salary*	\$44,249	Up 4.8%	\$45,172	\$47,210
Classes not taught by highly qualified teachers	0.0%	No Change	0.0%	0.0%
Professional development days/teacher	14.2 days	Up from 13.1 days	10.4 days	10.5 days
School				
Principal's years at school	1.0	Down from 11.0	4.0	4.0
Student-teacher ratio in core subjects	19.2 to 1	Down from 19.7 to 1	18.5 to 1	20.0 to 1
Prime instructional time	90.6%	Down from 91.7%	90.6%	90.5%
Opportunities in the arts	Good	No Change	Good	Good
SACS accreditation	Yes	No Change	Yes	Yes
Parents attending conferences	100.0%	No Change	100.0%	100.0%
Character development program	Good	No Change	Excellent	Excellent
Dollars spent per pupil**	\$7,292	Down 6.5%	\$7,931	\$7,247
Percent of expenditures for instruction**	66.8%	Down from 67.2%	66.9%	68.2%
Percent of expenditures for teacher salaries**	63.6%	Down from 65.6%	63.3%	65.7%
ESEA composite index score	86.3	N/A	86.5	91.9

* Length of contract = 185+ days.

** Prior year audited financial data available.

EVALUATION RESULTS

	Teachers	Students*	Parents*
Number of surveys returned	33	62	26
Percent satisfied with learning environment	90.6%	83.9%	92.0%
Percent satisfied with social and physical environment	100.0%	83.9%	92.0%
Percent satisfied with school-home relations	81.8%	93.5%	95.8%

*Only students at the highest elementary school grade level at this school and their parents were included.

REPORT OF PRINCIPAL AND SCHOOL IMPROVEMENT COUNCIL

Armstrong Elementary is a place where staff and students strive for excellence to achieve optimal academic growth and success. This year at Armstrong Elementary we placed great emphasis on our balanced literacy program and provided a continued focus on Math Instruction by providing additional supplemental hands on math lessons on weekly basis to students in third through fifth grades. Other measures in place to ensure that all students' instructional needs were being met and addressed included individualized instruction in reading, morning and afternoon tutorial programs for students that scored below their expected target on Measures of Academic Progress (MAP) assessment, implementation of an Early Response Intervention program (ERI), Response to Intervention (RTI) program, and reduced class sizes in second through fifth grade. In addition, we were fortunate to have had volunteers from Furman University throughout the year to come and provide tutoring and mentoring for students needing extra academic assistance.

continuation of data analysis and collaboration will continue to drive our efforts. Results from assessments (district, MAP, PASS, ITBS, and CogAT) are used to analyze growth, improve teacher instruction and student learning. The faculty and staff participated in numerous professional developments throughout the year which included data analysis, common assessments, balanced literacy, integrating technology, best practices in writing. Several teachers were awarded grants to fund projects in their individual classrooms and collectively we obtained partnerships to help us fulfill our goals and planned projects this school year. In addition to a rigorous curriculum, our students are expected to be good citizens throughout the year by exhibiting 'Bull Pup Pride' - behave appropriately at all times, use time wisely, love learning, and listen during instruction. Our students learn the value of service to our school and community through participation in Safety Patrol, Recycling Club, Snacks/Supplies for Soldiers, Pennies for Patients, Jump Rope for Heart. Students in our Extended Day Program furthered their experience by adopting a local nursing home during the holidays and provided cards, gift socks and presentation of special songs to the residents.

As we anticipate the 2012-2013 school year, the vision for Armstrong Elementary is to become an integral part of the community. We will continue to foster positive relationships in an effort to promote student achievement and continued success.

Debra Johnson, Principal
Denise Ferrara, SIC Chairperson

Comprehensive detail, including definitions of ratings, performance criteria, and explanations of status, is available on www.ed.sc.gov and www.eoc.sc.gov as well as school and school district websites.

Printed versions are available from school districts upon request.

Abbreviations Key

N/A Not Applicable N/AV Not Available N/C Not Collected N/R Not Reported I/S Insufficient Sample TBD To be determined
NI Newly Identified CSI Continuing School Improvement CA Corrective Action RP Plan to Restructure R Restructure DELAY School Improvement Status HOLD School Improvement Status