



SC Annual School Report Card Summary

Brook Glenn Elementary
Greenville County School District
Grades: PK-5 Enrollment: 456
Principal: Bernice M. Jackson
Superintendent: Mr. Burke Royster
Board Chair: Mr. Roger Meek

PERFORMANCE

Comprehensive detail, including definitions of ratings, performance criteria, and explanations of status, is available on www.ed.sc.gov and www.eoc.sc.gov as well as school and school district websites. Printed versions are available from school districts upon request.

YEAR	ABSOLUTE RATING	GROWTH RATING	PALMETTO GOLD AND SILVER AWARD		ESEA/FEDERAL ACCOUNTABILITY RATING SYSTEM	
			General Performance	Closing the Gap	ESEA Grade	Accountability Indicator
2012	Good	Average	TBD	TBD	A	N/A
2011	Average	Average	Silver	N/A	Met	N/A
2010	Average	Good	Silver	N/A	Met	N/A

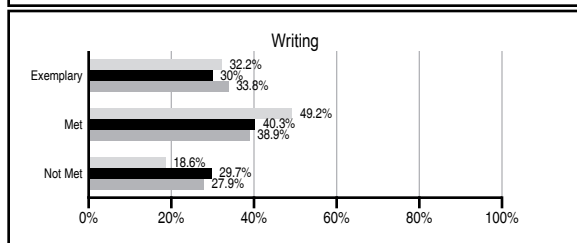
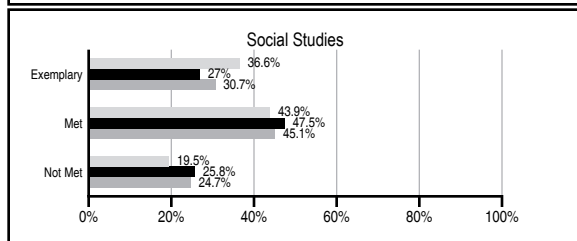
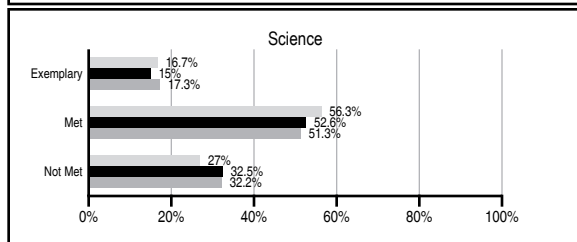
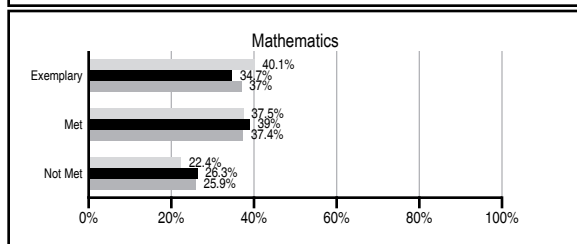
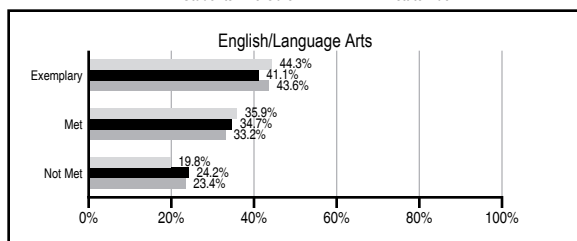
ABSOLUTE RATINGS OF ELEMENTARY SCHOOLS WITH STUDENTS LIKE OURS*

EXCELLENT	GOOD	AVERAGE	BELOW AVERAGE	AT-RISK
17	36	70	5	0

* Ratings are calculated with data available by 11/07/2012. Schools with Students Like Ours are Elementary Schools with Poverty Indices of no more than 5% above or below the index for this school.

PASS PERFORMANCE

Our School Elementary Schools with Students Like Ours Elementary schools statewide



NAEP PERFORMANCE*

* Performance reported for SC and nation, data not available at school level. Percentages at NAEP Achievement Levels.



SC PERFORMANCE VISION

By 2020 all students will graduate with the knowledge and skills necessary to compete successfully in the global economy, participate in a democratic society and contribute positively as members of families and communities.

Abbreviations Key

N/A Not Applicable N/AV Not Available N/C Not Collected N/R Not Reported I/S Insufficient Sample TBD To be determined

Brook Glenn Elementary [Greenville County School District]

SCHOOL PROFILE

	Our School	Change from Last Year	Elementary Schools with Students Like Ours	Median Elementary School
Students (n=456)				
Retention rate	2.1%	Up from 1.2%	1.2%	1.0%
Attendance rate	97.2%	Up from 96.7%	96.3%	96.6%
Served by gifted and talented program	N/AV	N/AV	N/AV	N/AV
With disabilities other than speech	N/AV	N/AV	N/AV	N/AV
Older than usual for grade	N/AV	N/AV	N/AV	N/AV
Out-of-school suspensions or expulsions for violent and/or criminal offenses	0.0%	No Change	0.0%	0.0%
Teachers (n=28)				
Teachers with advanced degrees	60.7%	Down from 63.0%	62.1%	63.0%
Continuing contract teachers	N/AV	N/AV	N/AV	N/AV
Teachers returning from previous year	88.0%	Up from 87.4%	89.5%	88.7%
Teacher attendance rate	94.0%	Down from 95.7%	94.9%	95.1%
Average teacher salary*	\$46,543	Down 3.6%	\$47,418	\$47,210
Classes not taught by highly qualified teachers	0.0%	No Change	0.0%	0.0%
Professional development days/teacher	20.0 days	Up from 14.4 days	10.5 days	10.5 days
School				
Principal's years at school	9.0	Up from 8.5	5.0	4.0
Student-teacher ratio in core subjects	21.0 to 1	Up from 19.6 to 1	20.0 to 1	20.0 to 1
Prime instructional time	90.5%	Down from 92.7%	89.9%	90.5%
Opportunities in the arts	Good	No Change	Good	Good
SACS accreditation	Yes	No Change	Yes	Yes
Parents attending conferences	100.0%	No Change	100.0%	100.0%
Character development program	Excellent	No Change	Excellent	Excellent
Dollars spent per pupil**	\$6,956	Down 4.8%	\$7,257	\$7,247
Percent of expenditures for instruction**	65.1%	No Change	67.8%	68.2%
Percent of expenditures for teacher salaries**	64.4%	Up from 64.1%	65.4%	65.7%
ESEA composite index score	98.8	N/A	88.4	91.9

* Length of contract = 185+ days.

** Prior year audited financial data available.

EVALUATION RESULTS

	Teachers	Students*	Parents*
Number of surveys returned	29	60	55
Percent satisfied with learning environment	89.7%	85.0%	90.7%
Percent satisfied with social and physical environment	93.1%	90.0%	92.5%
Percent satisfied with school-home relations	93.1%	80.0%	77.8%

*Only students at the highest elementary school grade level at this school and their parents were included.

REPORT OF PRINCIPAL AND SCHOOL IMPROVEMENT COUNCIL

Brook Glenn Elementary, a small community school, is truly a place where children grow and learn in a safe nurturing environment, guided and supported by a talented and caring staff. Brook Glenn prides itself on fostering good character and respect. It enjoys the partnerships of parents and the community in promoting these traits. We proudly serve a diverse student population of students from preschool to fifth grade. A staff of highly qualified teachers is committed to providing our students with educational experiences using best practices in all content areas. Brook Glenn is proud of earning AYP status and recognition as a Palmetto Silver Award recipient. Our teachers are dedicated and our students are diligent. Our mission is to educate all students through high expectations, quality instruction, and allow students to spread their wings and Soar to Success. Our curriculum is designed to meet state standards with classrooms equipped with Internet accessible computers, Promethean Boards and Activotes. Students are engaged in rigorous standards-based learning activities, have access to a science lab, computer lab, and 2- mobile laptop labs to increase problem-solving skills, computer literacy skills, and create computer-based projects that connect to classroom activities. The school is organized to ensure a family friendly environment. Parents, local businesses, organizations, and community participation is encouraged and welcomed. The school has an active PTA, GAC (Guidance Advisory Council) and School Improvement Council (SIC). The educational support is invaluable to our success. Our joint efforts include sponsoring educational events, holding evening activities for the entire family, funding field trips, and providing teacher grants and classroom instructional needs. We believe that education should focus on the whole child and provide leadership opportunities, academics, physical, social, and emotional development. We exercise the mind and body. Together we provide a safe and challenging learning environment which affords students a sound foundation for the future and encourages pride, respect and a love of learning. Our special area programs include PE Mileage Club, Morning Hip-Hop Exercise, Morning News Show, Chorus, Good News, SCORE, and Art Clubs. Student support activities include Terrific Kids Program, Guidance Clubs, Student Council, and Safety Patrols. Our academic activities consist of student-led conferences, an organic garden, Math Olympiads, and mentoring / tutoring from local colleges, universities, and high schools students. Our students are proud to be Brook Glenn Eagles; and we are proud of them. We believe it takes a community working together to ensure academic success so all Brook Glenn Eagles can "Soar to Success".

Bernice M. Jackson, Principal
Jeff Hannah, SIC Chairperson

Comprehensive detail, including definitions of ratings, performance criteria, and explanations of status, is available on www.ed.sc.gov and www.eoc.sc.gov as well as school and school district websites.

Printed versions are available from school districts upon request.

Abbreviations Key

N/A Not Applicable N/AV Not Available N/C Not Collected N/R Not Reported I/S Insufficient Sample TBD To be determined
NI Newly Identified CSI Continuing School Improvement CA Corrective Action RP Plan to Restructure R Restructure DELAY School Improvement Status HOLD School Improvement Status