



SC Annual School Report Card Summary

Alexander Elementary School
 Greenville County School District
 Grades: PK-5 Enrollment: 365
 Principal: Leda L. Young
 Superintendent: Mr. Burke Royster
 Board Chair: Mr. Roger Meek

PERFORMANCE

Comprehensive detail, including definitions of ratings, performance criteria, and explanations of status, is available on www.ed.sc.gov and www.eoc.sc.gov as well as school and school district websites. Printed versions are available from school districts upon request.

YEAR	ABSOLUTE RATING	GROWTH RATING	PALMETTO GOLD AND SILVER AWARD		ESEA/FEDERAL ACCOUNTABILITY RATING SYSTEM	
			General Performance	Closing the Gap	ESEA Grade	Accountability Indicator
2012	Below Average	Below Average	TBD	TBD	D	N/A
2011	Below Average	Average	N/A	N/A	Not Met	RP
2010	Below Average	Average	N/A	N/A	Met	CA-DELAY

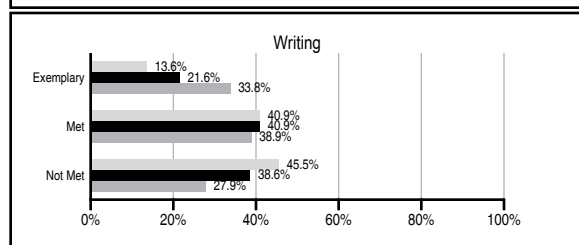
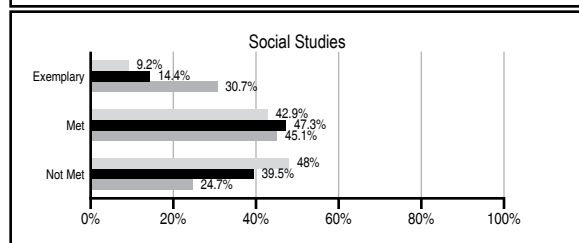
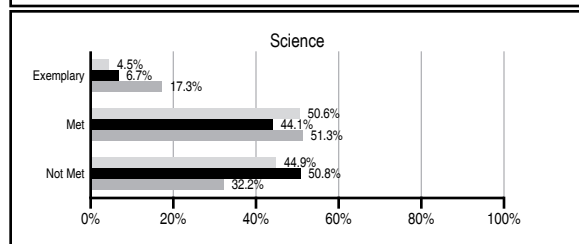
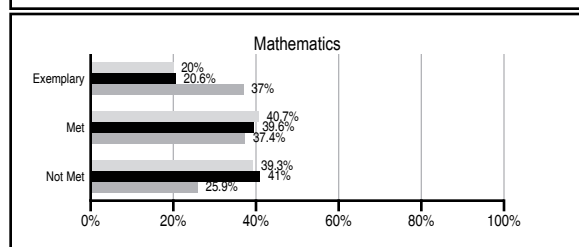
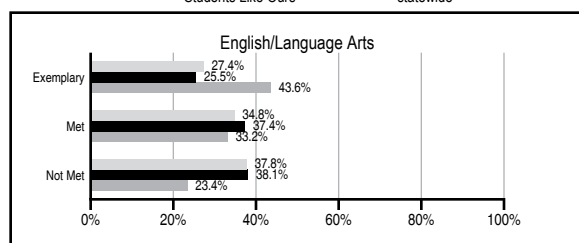
ABSOLUTE RATINGS OF ELEMENTARY SCHOOLS WITH STUDENTS LIKE OURS*

EXCELLENT	GOOD	AVERAGE	BELOW AVERAGE	AT-RISK
1	5	59	40	16

* Ratings are calculated with data available by 11/07/2012. Schools with Students Like Ours are Elementary Schools with Poverty Indices of no more than 5% above or below the index for this school.



PASS PERFORMANCE

Our School Elementary Schools with Students Like Ours Elementary schools statewide



NAEP PERFORMANCE*

* Performance reported for SC and nation, data not available at school level. Percentages at NAEP Achievement Levels.



SC PERFORMANCE VISION

By 2020 all students will graduate with the knowledge and skills necessary to compete successfully in the global economy, participate in a democratic society and contribute positively as members of families and communities.

Abbreviations Key

N/A Not Applicable N/AV Not Available N/C Not Collected N/R Not Reported I/S Insufficient Sample TBD To be determined

Alexander Elementary School [Greenville County School District]

SCHOOL PROFILE

	Our School	Change from Last Year	Elementary Schools with Students Like Ours	Median Elementary School
Students (n=365)				
Retention rate	0.0%	No Change	1.2%	1.0%
Attendance rate	96.5%	Up from 96.3%	96.4%	96.6%
Served by gifted and talented program	N/AV	N/AV	N/AV	N/AV
With disabilities other than speech	N/AV	N/AV	N/AV	N/AV
Older than usual for grade	N/AV	N/AV	N/AV	N/AV
Out-of-school suspensions or expulsions for violent and/or criminal offenses	0.3%	Down from 0.5%	0.0%	0.0%
Teachers (n=31)				
Teachers with advanced degrees	67.7%	Up from 64.5%	62.5%	63.0%
Continuing contract teachers	N/AV	N/AV	N/AV	N/AV
Teachers returning from previous year	90.5%	Down from 92.6%	84.7%	88.7%
Teacher attendance rate	92.2%	Down from 96.3%	95.3%	95.1%
Average teacher salary*	\$46,194	Down 1.9%	\$44,662	\$47,210
Classes not taught by highly qualified teachers	0.0%	No Change	0.0%	0.0%
Professional development days/teacher	11.3 days	Up from 10.6 days	9.4 days	10.5 days
School				
Principal's years at school	6.0	Up from 5.0	4.0	4.0
Student-teacher ratio in core subjects	19.0 to 1	Up from 14.7 to 1	17.8 to 1	20.0 to 1
Prime instructional time	86.5%	Down from 91.6%	90.6%	90.5%
Opportunities in the arts	Good	No Change	Good	Good
SACS accreditation	Yes	No Change	Yes	Yes
Parents attending conferences	97.2%	Down from 100.0%	100.0%	100.0%
Character development program	Good	No Change	Excellent	Excellent
Dollars spent per pupil**	\$8,392	Down 12.9%	\$8,399	\$7,247
Percent of expenditures for instruction**	69.9%	Up from 67.2%	66.2%	68.2%
Percent of expenditures for teacher salaries**	68.2%	Up from 65.7%	62.9%	65.7%
ESEA composite index score	69.8	N/A	78.5	91.9

* Length of contract = 185+ days.

** Prior year audited financial data available.

EVALUATION RESULTS

	Teachers	Students*	Parents*
Number of surveys returned	19	44	14
Percent satisfied with learning environment	100.0%	95.5%	78.6%
Percent satisfied with social and physical environment	100.0%	93.2%	92.3%
Percent satisfied with school-home relations	78.9%	88.6%	75.0%

*Only students at the highest elementary school grade level at this school and their parents were included.

REPORT OF PRINCIPAL AND SCHOOL IMPROVEMENT COUNCIL

At Alexander Elementary we are committed to our mission of providing a safe, respectful environment where school and home promote high achievement for all learners.

The top priority at Alexander is academic achievement. Our goal is to move each student to proficient and advanced levels of learning. Students and staff set individual goals and monitor student progress through data notebooks and classroom data walls.

To aid in improving students' academic achievement within the school year, teachers used information provided from common assessments. Item analyses were used to determine skills which students had mastered. Students received small group instruction for re-teaching and acceleration. This year we implemented the Fountas and Pennell guided reading program which is designed to help individual students learn how to process a variety of increasingly challenging texts with understanding and fluency. We also continued with RTI (Response to Intervention) reading program for students reading below grade level.

The Alexander Eagle Choral Ensemble received an award for the Best Walking/Marching Unit in the 2011 Poinsette Christmas Parade. Students competed in the district's Battle of the Books winning the first round of competition.

Our students are supported by parents and community volunteers who can be found tutoring and serving as adult mentors. The Men who Read program was implemented this year. Each month male role models from the community read to male students in grades 2-5.

Alexander has strong student recognition programs including Terrific Kids, Perfect Attendance/, and Principal's Accelerated Reader winners and Student of the Year.

Alexander is a great place where there is a relentless focus on student achievement.

Soar High, Score High!

Leda L. Young, Principal
Melvin McDaniel, Chair, School Improvement Council

Comprehensive detail, including definitions of ratings, performance criteria, and explanations of status, is available on www.ed.sc.gov and www.eoc.sc.gov as well as school and school district websites.

Printed versions are available from school districts upon request.

Abbreviations Key

N/A Not Applicable N/AV Not Available N/C Not Collected N/R Not Reported I/S Insufficient Sample TBD To be determined
NI Newly Identified CSI Continuing School Improvement CA Corrective Action RP Plan to Restructure R Restructure DELAY School Improvement Status HOLD School Improvement Status