



SC Annual School Report Card Summary

Gateway Elementary School
 Greenville County School District
 Grades: PK-5 Enrollment: 646
 Principal: Susan Stuble
 Superintendent: Mr. Burke Royster
 Board Chair: Mr. Roger Meek

PERFORMANCE

Comprehensive detail, including definitions of ratings, performance criteria, and explanations of status, is available on www.ed.sc.gov and www.eoc.sc.gov as well as school and school district websites. Printed versions are available from school districts upon request.

YEAR	ABSOLUTE RATING	GROWTH RATING	PALMETTO GOLD AND SILVER AWARD		ESEA/FEDERAL ACCOUNTABILITY RATING SYSTEM	
			General Performance	Closing the Gap	ESEA Grade	Accountability Indicator
2012	Excellent	Good	TBD	TBD	A	N/A
2011	Good	Average	Silver	N/A	Not Met	N/A
2010	Average	Excellent	Gold	Silver	Not Met	N/A

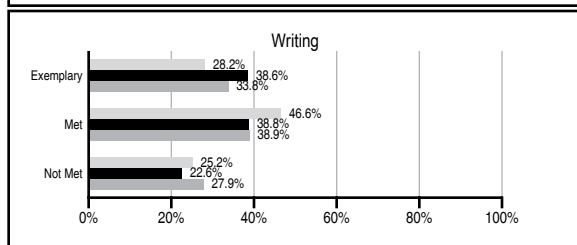
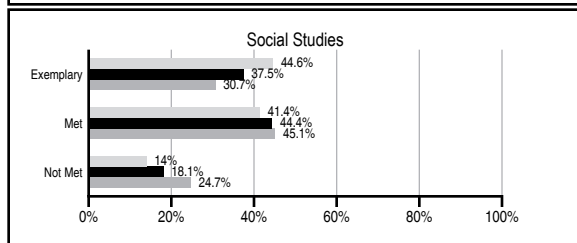
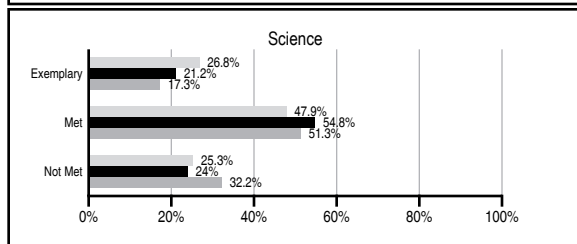
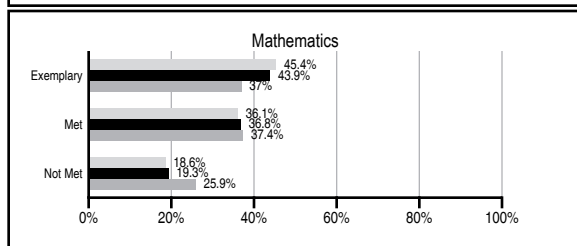
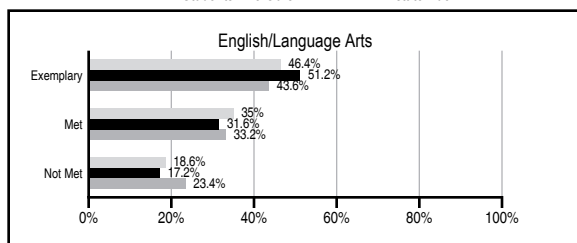
ABSOLUTE RATINGS OF ELEMENTARY SCHOOLS WITH STUDENTS LIKE OURS*

EXCELLENT	GOOD	AVERAGE	BELOW AVERAGE	AT-RISK
42	34	12	1	0

* Ratings are calculated with data available by 11/07/2012. Schools with Students Like Ours are Elementary Schools with Poverty Indices of no more than 5% above or below the index for this school.

PASS PERFORMANCE

Our School Elementary Schools with Students Like Ours Elementary schools statewide



NAEP PERFORMANCE*

* Performance reported for SC and nation, data not available at school level. Percentages at NAEP Achievement Levels.



SC PERFORMANCE VISION

By 2020 all students will graduate with the knowledge and skills necessary to compete successfully in the global economy, participate in a democratic society and contribute positively as members of families and communities.

Abbreviations Key

N/A Not Applicable N/AV Not Available N/C Not Collected N/R Not Reported I/S Insufficient Sample TBD To be determined

Gateway Elementary School [Greenville County School District]

SCHOOL PROFILE

	Our School	Change from Last Year	Elementary Schools with Students Like Ours	Median Elementary School
Students (n=646)				
Retention rate	1.8%	Up from 1.4%	0.9%	1.0%
Attendance rate	96.8%	Up from 96.5%	96.7%	96.6%
Served by gifted and talented program	N/AV	N/AV	N/AV	N/AV
With disabilities other than speech	N/AV	N/AV	N/AV	N/AV
Older than usual for grade	N/AV	N/AV	N/AV	N/AV
Out-of-school suspensions or expulsions for violent and/or criminal offenses	0.0%	No Change	0.0%	0.0%
Teachers (n=37)				
Teachers with advanced degrees	70.3%	Up from 64.1%	64.3%	63.0%
Continuing contract teachers	N/AV	N/AV	N/AV	N/AV
Teachers returning from previous year	91.8%	Up from 90.9%	89.1%	88.7%
Teacher attendance rate	94.8%	Up from 90.0%	95.1%	95.1%
Average teacher salary*	\$46,964	Up 4.1%	\$48,696	\$47,210
Classes not taught by highly qualified teachers	1.0%	Down from 1.7%	0.0%	0.0%
Professional development days/teacher	15.7 days	Up from 10.5 days	11.6 days	10.5 days
School				
Principal's years at school	2.0	Up from 1.0	5.0	4.0
Student-teacher ratio in core subjects	21.3 to 1	Up from 21.2 to 1	20.2 to 1	20.0 to 1
Prime instructional time	90.5%	Up from 90.2%	90.4%	90.5%
Opportunities in the arts	Good	No Change	Good	Good
SACS accreditation	Yes	No Change	Yes	Yes
Parents attending conferences	100.0%	No Change	100.0%	100.0%
Character development program	Excellent	Up from Good	Excellent	Excellent
Dollars spent per pupil**	\$6,051	Up 0.4%	\$6,940	\$7,247
Percent of expenditures for instruction**	66.6%	Up from 66.0%	67.9%	68.2%
Percent of expenditures for teacher salaries**	65.7%	Up from 65.0%	66.3%	65.7%
ESEA composite index score	94.6	N/A	94.8	91.9

* Length of contract = 185+ days.

** Prior year audited financial data available.

EVALUATION RESULTS

	Teachers	Students*	Parents*
Number of surveys returned	35	99	77
Percent satisfied with learning environment	91.4%	97.0%	93.2%
Percent satisfied with social and physical environment	100.0%	98.0%	94.7%
Percent satisfied with school-home relations	100.0%	94.9%	94.7%

*Only students at the highest elementary school grade level at this school and their parents were included.

REPORT OF PRINCIPAL AND SCHOOL IMPROVEMENT COUNCIL

Gateway Elementary School is a community school that provides a positive, safe, and caring environment for all learners. Situated in northern Greenville County, Gateway serves approximately 665 students in 4K through 5th grades. At Gateway Elementary School, our goal is to ignite a curiosity and unique love of learning in all of our students, building the necessary foundation that will allow them to become creative, twenty first century learners, and successful adults. We believe that effective utilization of instructional technology, implementation of innovative standards based curriculum and implementation of a quality character education program are vital components in preparing our students to become college and career ready adults. Our classrooms are equipped with internet-accessible computers, instructional iPads and interactive Promethean or Smart Boards. All students have regular access to two computer labs, two portable laptop labs, an iPad library as well as a number of online academic programs. Gateway Elementary School has been recognized by a number of awards and distinctions for academic excellence over the years. In the past two years, we have celebrated receiving the prestigious State Palmetto Silver and Gold Awards as well as The Closing the Gap Silver Award for demonstrating academic excellence. At Gateway Elementary School, we believe that the success of our students is rooted in the strong bond that we enjoy with our surrounding community, and other major stakeholders. It is important that our students recognize, and are active participants in community outreach projects that stretch beyond and within our walls. This year students and faculty members participated in Jump Rope for Heart, Hoops for Hearts, Travelers Rest High Spirit Week, holiday visits to area nursing homes, Box Tops for Education, St. Jude Math-a-Thon, Relay for Life, community food drives, The United Way of Greenville County annual campaign, Roper Mountain Holiday Lights and St. Francis Festival of Trees. Gateway Elementary School collaborates with the Carolina First Center of Excellence to implement "Quality Learning Tools" for continuous improvement. This model puts accountability for learning in the student's hands as they develop academic and personal goals, and become active participants in tracking their individual successes. The model encourages effective communication, responsibility, and promotes positive social behavior. Additionally, Gateway Elementary School implements an RtI (Response to Intervention) program that assists qualifying students in kindergarten through fifth grades with supplemental instruction using proven research based delivery models. Gateway Elementary School is committed to providing our students with a high quality, student centered educational program that represents a true learning community. We will continue to cultivate relationships within our community and provide opportunities for all students to become productive citizens and exceptional individuals.

Susan Stubley, Principal
Short, SIC Chair

Kristen

Comprehensive detail, including definitions of ratings, performance criteria, and explanations of status, is available on www.ed.sc.gov and www.eoc.sc.gov as well as school and school district websites.

Printed versions are available from school districts upon request.

Abbreviations Key

N/A Not Applicable N/AV Not Available N/C Not Collected N/R Not Reported I/S Insufficient Sample TBD To be determined

NI Newly Identified CSI Continuing School Improvement CA Corrective Action RP Plan to Restructure R Restructure DELAY School Improvement Status HOLD School Improvement Status