



SC Annual School Report Card Summary

Waccamaw Intermediate School
 Georgetown County School District
 Grades: 4-6 Enrollment: 616
 Principal: Dr. Timothy J. Carnahan
 Superintendent: Dr. H. Randall Dozier
 Board Chair: Mr. Jim Dumm

PERFORMANCE

Comprehensive detail, including definitions of ratings, performance criteria, and explanations of status, is available on www.ed.sc.gov and www.eoc.sc.gov as well as school and school district websites. Printed versions are available from school districts upon request.

YEAR	ABSOLUTE RATING	GROWTH RATING	PALMETTO GOLD AND SILVER AWARD		ESEA/FEDERAL ACCOUNTABILITY RATING SYSTEM	
			General Performance	Closing the Gap	ESEA Grade	Accountability Indicator
2012	Excellent	Excellent	TBD	TBD	B	N/A
2011	Excellent	Excellent	Gold	N/A	Not Met	N/A
2010	Excellent	Excellent	Gold	Silver	Met	N/A

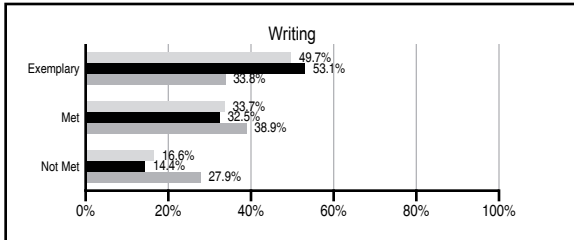
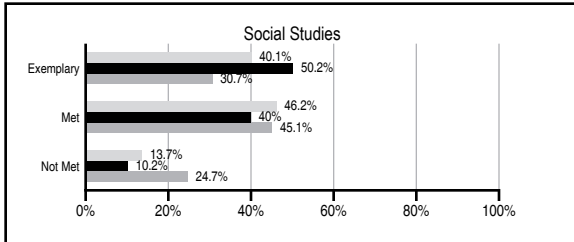
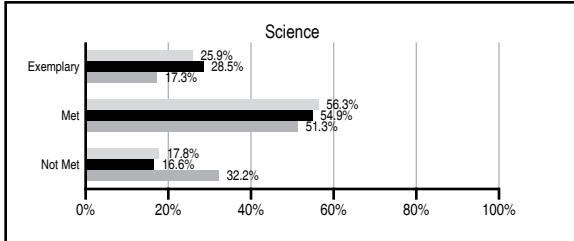
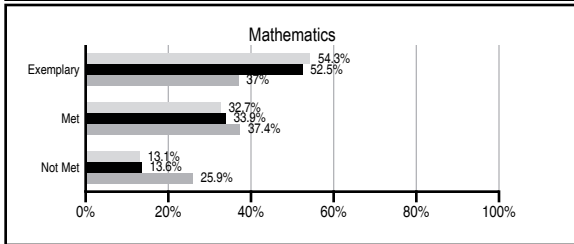
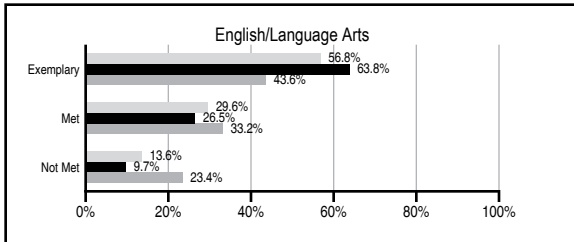
ABSOLUTE RATINGS OF ELEMENTARY SCHOOLS WITH STUDENTS LIKE OURS*

EXCELLENT	GOOD	AVERAGE	BELOW AVERAGE	AT-RISK
20	3	0	0	0

* Ratings are calculated with data available by 11/07/2012. Schools with Students Like Ours are Elementary Schools with Poverty Indices of no more than 5% above or below the index for this school.

PASS PERFORMANCE

Our School
 Elementary Schools with Students Like Ours
 Elementary schools statewide



NAEP PERFORMANCE*

* Performance reported for SC and nation, data not available at school level. Percentages at NAEP Achievement Levels.



SC PERFORMANCE VISION

By 2020 all students will graduate with the knowledge and skills necessary to compete successfully in the global economy, participate in a democratic society and contribute positively as members of families and communities.

Abbreviations Key

N/A Not Applicable N/AV Not Available N/C Not Collected N/R Not Reported I/S Insufficient Sample TBD To be determined

Waccamaw Intermediate School
[Georgetown County School District]

SCHOOL PROFILE

	Our School	Change from Last Year	Elementary Schools with Students Like Ours	Median Elementary School
Students (n=616)				
Retention rate	0.0%	No Change	0.8%	1.0%
Attendance rate	96.0%	Down from 99.9%	96.8%	96.6%
Served by gifted and talented program	N/AV	N/AV	N/AV	N/AV
With disabilities other than speech	N/AV	N/AV	N/AV	N/AV
Older than usual for grade	N/AV	N/AV	N/AV	N/AV
Out-of-school suspensions or expulsions for violent and/or criminal offenses	0.2%	Up from 0.0%	0.0%	0.0%
Teachers (n=38)				
Teachers with advanced degrees	76.3%	Up from 75.7%	66.7%	63.0%
Continuing contract teachers	N/AV	N/AV	N/AV	N/AV
Teachers returning from previous year	93.4%	N/A	91.4%	88.7%
Teacher attendance rate	93.2%	Down from 94.3%	95.9%	95.1%
Average teacher salary*	\$50,562	Down 1.4%	\$49,176	\$47,210
Classes not taught by highly qualified teachers	0.0%	No Change	0.0%	0.0%
Professional development days/teacher	14.4 days	Up from 10.7 days	10.5 days	10.5 days
School				
Principal's years at school	4.0	Up from 3.0	4.0	4.0
Student-teacher ratio in core subjects	27.3 to 1	Up from 11.2 to 1	21.3 to 1	20.0 to 1
Prime instructional time	87.2%	Down from 92.2%	91.5%	90.5%
Opportunities in the arts	Good	No Change	Good	Good
SACS accreditation	Yes	No Change	Yes	Yes
Parents attending conferences	99.2%	Down from 99.8%	100.0%	100.0%
Character development program	Good	No Change	Excellent	Excellent
Dollars spent per pupil**	\$7,348	Up 3.0%	\$6,800	\$7,247
Percent of expenditures for instruction**	65.7%	Up from 64.5%	70.0%	68.2%
Percent of expenditures for teacher salaries**	63.8%	Up from 63.0%	68.9%	65.7%
ESEA composite index score	83.2	N/A	98.0	91.9

* Length of contract = 185+ days.

** Prior year audited financial data available.

REPORT OF PRINCIPAL AND SCHOOL IMPROVEMENT COUNCIL

The mission of Waccamaw Intermediate School is to provide a nurturing and safe environment full of diverse learning experiences that enable all students to become caring and productive lifelong learners. It is this approach that makes Waccamaw Intermediate such an inviting, warm, safe, and child centered school. We are a school that has high expectations for every child. All of our grades use the self-contained classroom approach to teach our students. This has allowed our teachers the flexibility by teaching units of study across the various content areas. Our focus for teaching reading has been with the balanced literacy approach. This allows our teachers to provide differentiated instruction for all students. Teachers follow the state's curriculum for all areas of instruction and use the Everyday Mathematics program as their primary resource for Math. Science is taught using hands on approach as students are provided opportunities to conduct lab experiments in our state of the art science lab. Daily instruction is infused with current technology such as mobile IPAD labs, mobile mini-laptop labs, Promethean software, Active Response devices to monitor student progress and many other instructional technology resources. These best practices are evidenced by our assessments and awards our students have earned this year. Parent support at Waccamaw Intermediate is outstanding. Our parents and community members have provided an overwhelming amount of support through their time, talents, and gifts. The PTO received an award from the national organization for its involvement and promotion of school activities. Waccamaw Intermediate believes that we must all work together for our students to be successful.

Dr. Timothy Carnahan, Principal
 Richard Kerr, SIC Chairperson

EVALUATION RESULTS

	Teachers	Students*	Parents*
Number of surveys returned	26	202	81
Percent satisfied with learning environment	92.3%	87.6%	87.3%
Percent satisfied with social and physical environment	100.0%	87.9%	93.8%
Percent satisfied with school-home relations	96.2%	89.6%	91.4%

*Only students at the highest elementary school grade level at this school and their parents were included.

Comprehensive detail, including definitions of ratings, performance criteria, and explanations of status, is available on www.ed.sc.gov and www.eoc.sc.gov as well as school and school district websites.

Printed versions are available from school districts upon request.

Abbreviations Key

N/A Not Applicable N/AV Not Available N/C Not Collected N/R Not Reported I/S Insufficient Sample TBD To be determined
 NI Newly Identified CSI Continuing School Improvement CA Corrective Action RP Plan to Restructure R Restructure DELAY School Improvement Status HOLD School Improvement Status