



SC Annual School Report Card Summary

McDonald Elementary School
 Georgetown County School District
 Grades: PK-5 Enrollment: 494
 Principal: Miriam R Daniels
 Superintendent: Dr. H. Randall Dozier
 Board Chair: Mr. Jim Dumm

PERFORMANCE

Comprehensive detail, including definitions of ratings, performance criteria, and explanations of status, is available on www.ed.sc.gov and www.eoc.sc.gov as well as school and school district websites. Printed versions are available from school districts upon request.

YEAR	ABSOLUTE RATING	GROWTH RATING	PALMETTO GOLD AND SILVER AWARD		ESEA/FEDERAL ACCOUNTABILITY RATING SYSTEM	
			General Performance	Closing the Gap	ESEA Grade	Accountability Indicator
2012	Average	Average	TBD	TBD	C	N/A
2011	Average	Average	N/A	N/A	Not Met	CSI
2010	Average	Average	N/A	N/A	Met	NI-DELAY

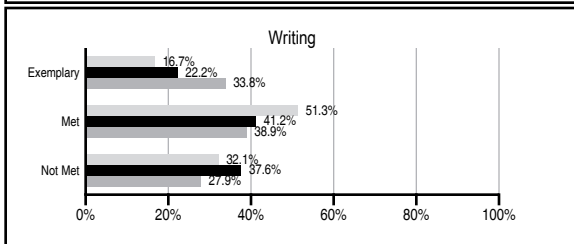
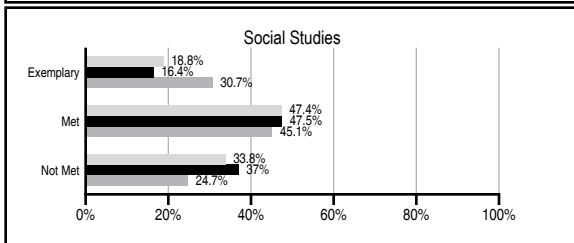
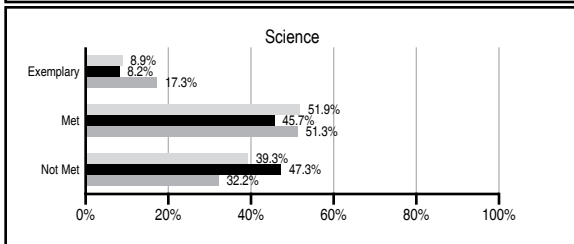
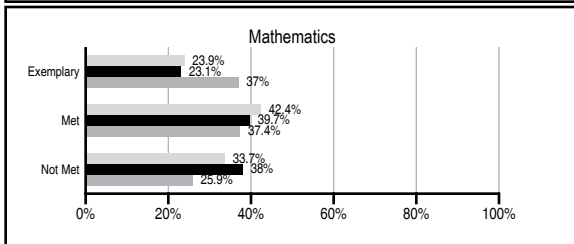
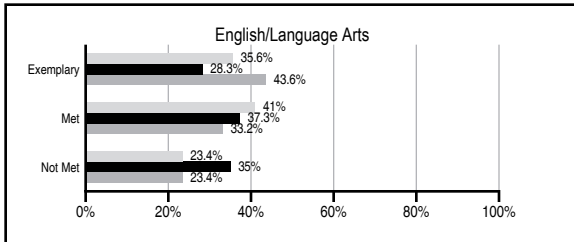
ABSOLUTE RATINGS OF ELEMENTARY SCHOOLS WITH STUDENTS LIKE OURS*

EXCELLENT	GOOD	AVERAGE	BELOW AVERAGE	AT-RISK
3	13	114	49	20

* Ratings are calculated with data available by 11/07/2012. Schools with Students Like Ours are Elementary Schools with Poverty Indices of no more than 5% above or below the index for this school.

PASS PERFORMANCE

Our School
 Elementary Schools with Students Like Ours
 Elementary schools statewide



NAEP PERFORMANCE*

* Performance reported for SC and nation, data not available at school level. Percentages at NAEP Achievement Levels.



SC PERFORMANCE VISION

By 2020 all students will graduate with the knowledge and skills necessary to compete successfully in the global economy, participate in a democratic society and contribute positively as members of families and communities.

Abbreviations Key

N/A Not Applicable N/AV Not Available N/C Not Collected N/R Not Reported I/S Insufficient Sample TBD To be determined

McDonald Elementary School
[Georgetown County School District]

SCHOOL PROFILE

	Our School	Change from Last Year	Elementary Schools with Students Like Ours	Median Elementary School
Students (n=494)				
Retention rate	1.3%	Down from 1.5%	1.3%	1.0%
Attendance rate	96.2%	Up from 95.6%	96.3%	96.6%
Served by gifted and talented program	N/AV	N/AV	N/AV	N/AV
With disabilities other than speech	N/AV	N/AV	N/AV	N/AV
Older than usual for grade	N/AV	N/AV	N/AV	N/AV
Out-of-school suspensions or expulsions for violent and/or criminal offenses	0.0%	No Change	0.0%	0.0%
Teachers (n=39)				
Teachers with advanced degrees	69.2%	Up from 68.4%	62.5%	63.0%
Continuing contract teachers	N/AV	N/AV	N/AV	N/AV
Teachers returning from previous year	93.7%	Up from 90.4%	85.7%	88.7%
Teacher attendance rate	93.7%	Down from 94.9%	95.2%	95.1%
Average teacher salary*	\$50,644	Up 0.5%	\$45,270	\$47,210
Classes not taught by highly qualified teachers	0.0%	No Change	0.0%	0.0%
Professional development days/teacher	20.5 days	Up from 19.6 days	10.4 days	10.5 days
School				
Principal's years at school	12.0	Up from 11.0	4.0	4.0
Student-teacher ratio in core subjects	12.1 to 1	Down from 14.5 to 1	18.4 to 1	20.0 to 1
Prime instructional time	88.7%	Down from 89.3%	90.5%	90.5%
Opportunities in the arts	Good	No Change	Good	Good
SACS accreditation	Yes	No Change	Yes	Yes
Parents attending conferences	100.0%	No Change	100.0%	100.0%
Character development program	Excellent	No Change	Excellent	Excellent
Dollars spent per pupil**	\$9,457	Up 0.6%	\$8,090	\$7,247
Percent of expenditures for instruction**	70.9%	Up from 69.8%	67.0%	68.2%
Percent of expenditures for teacher salaries**	68.1%	Up from 67.1%	63.5%	65.7%
ESEA composite index score	79.9	N/A	86.3	91.9

* Length of contract = 185+ days.

** Prior year audited financial data available.

EVALUATION RESULTS

	Teachers	Students*	Parents*
Number of surveys returned	38	70	52
Percent satisfied with learning environment	94.7%	95.7%	94.1%
Percent satisfied with social and physical environment	97.3%	98.6%	98.0%
Percent satisfied with school-home relations	88.9%	100.0%	98.0%

*Only students at the highest elementary school grade level at this school and their parents were included.

REPORT OF PRINCIPAL AND SCHOOL IMPROVEMENT COUNCIL

McDonald Elementary School, a Title I school, received the highly recognized achievement of being a Palmetto's Finest School for 2008, 2009, and 2010. In 2009, we were recognized as a Red Carpet School because of our family friendly environment. We use national, South Carolina State Standards, and Common Core in correlation with our core curriculum which includes: balanced Literacy, Everyday Math, monthly writing prompts, social studies and science. Our guidance program offers individual and group counseling, Character First education and career awareness. Our special education program includes: Individual Education plans (IEP), IDEA educational programs, Voyager reading, and inclusion classes. We continue to provide reduced class size and computer assisted instruction. Our staff is part of a Professional Learning Team that meets weekly with a curriculum coach to revitalize strategies.

We utilize the Project Learning Tree (PLT) curricula, in house field studies, and field trips. We provide an annual Science Fair and participate in the District Technology and Academic Fairs. Our physical education department provides daily classes and an annual community health fair to promote student health and fitness, along with other community athletic activities. We use Measures of Academic Progress (MAP) and I-Station to assess student progress. We offer extracurricular programs including: Nature Based Inquiry, SC Chamber of Commerce in conjunction with SCE&G Brainiacs, Blue Print Leadership Academy, and School Safety and Leadership Teams. Our business partners include: First Federal Bank in school savings program, Wal-Mart, Land's End, Dr. Tire, TLC Car Wash, and many others. Community related programs include: parent volunteers, Career and Red Ribbon Week, Boy & Girl Scouts, and YMCA. Charity associations are with March of Dimes, United Way, Ronald McDonald House, American Heart Association, Cancer Awareness, St. Jude's Children's Hospital, and food drives for local food banks.

Our parenting program activities are held in the parenting room as led by our behavior specialist and guidance counselor. Our PTO and community partners provide gift cards for special student achievements, courtyard improvements, and special events for teachers. We will continue to give every student the opportunity to receive a quality education and reach their maximum potential. We truly believe in "Developing our best resources...our children."

Miriam R. Daniels, Principal
 Tracie Vereen, Chairperson for SIC

Comprehensive detail, including definitions of ratings, performance criteria, and explanations of status, is available on www.ed.sc.gov and www.eoc.sc.gov as well as school and school district websites.

Printed versions are available from school districts upon request.

Abbreviations Key

N/A Not Applicable N/AV Not Available N/C Not Collected N/R Not Reported I/S Insufficient Sample TBD To be determined
 NI Newly Identified CSI Continuing School Improvement CA Corrective Action RP Plan to Restructure R Restructure DELAY School Improvement Status HOLD School Improvement Status