



SC Annual School Report Card Summary

Brown's Ferry Elementary School
Georgetown County School District
Grades: PK-5 **Enrollment: 195**
Principal: Bethany Giles-Burgess
Superintendent: Dr. H. Randall Dozier
Board Chair: Mr. Jim Dumm

PERFORMANCE

Comprehensive detail, including definitions of ratings, performance criteria, and explanations of status, is available on www.ed.sc.gov and www.eoc.sc.gov as well as school and school district websites. Printed versions are available from school districts upon request.

YEAR	ABSOLUTE RATING	GROWTH RATING	PALMETTO GOLD AND SILVER AWARD		ESEA/FEDERAL ACCOUNTABILITY RATING SYSTEM	
			General Performance	Closing the Gap	ESEA Grade	Accountability Indicator
2012	Average	Average	TBD	TBD	B	N/A
2011	Below Average	Below Average	N/A	N/A	Not Met	N/A
2010	Average	Good	Silver	N/A	Met	N/A

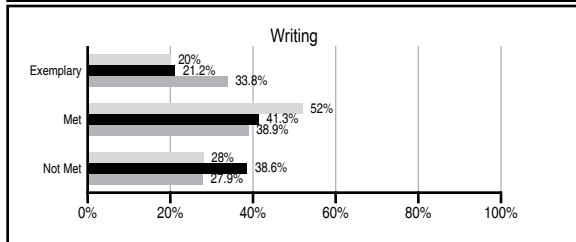
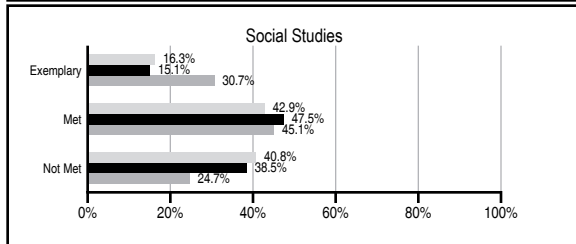
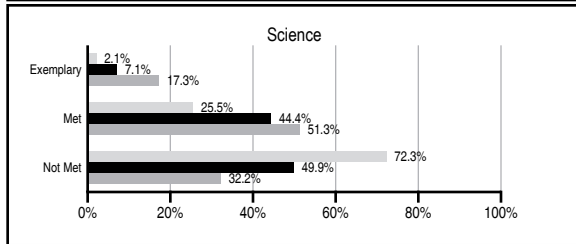
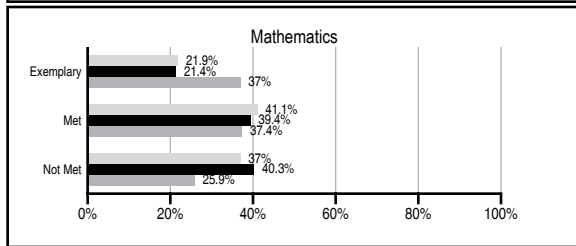
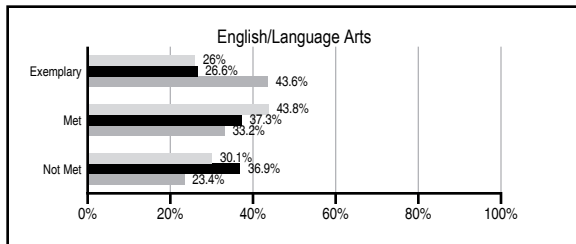
ABSOLUTE RATINGS OF ELEMENTARY SCHOOLS WITH STUDENTS LIKE OURS*

EXCELLENT	GOOD	AVERAGE	BELOW AVERAGE	AT-RISK
2	8	76	47	19

* Ratings are calculated with data available by 11/07/2012. Schools with Students Like Ours are Elementary Schools with Poverty Indices of no more than 5% above or below the index for this school.

PASS PERFORMANCE

Our School
 Elementary Schools with Students Like Ours
 Elementary schools statewide



NAEP PERFORMANCE*

* Performance reported for SC and nation, data not available at school level. Percentages at NAEP Achievement Levels.



SC PERFORMANCE VISION

By 2020 all students will graduate with the knowledge and skills necessary to compete successfully in the global economy, participate in a democratic society and contribute positively as members of families and communities.

Abbreviations Key

N/A Not Applicable N/AV Not Available N/C Not Collected N/R Not Reported I/S Insufficient Sample TBD To be determined

Brown's Ferry Elementary School
[Georgetown County School District]

SCHOOL PROFILE

	Our School	Change from Last Year	Elementary Schools with Students Like Ours	Median Elementary School
Students (n=195)				
Retention rate	1.9%	Down from 2.9%	1.2%	1.0%
Attendance rate	95.8%	Down from 98.4%	96.4%	96.6%
Served by gifted and talented program	N/AV	N/AV	N/AV	N/AV
With disabilities other than speech	N/AV	N/AV	N/AV	N/AV
Older than usual for grade	N/AV	N/AV	N/AV	N/AV
Out-of-school suspensions or expulsions for violent and/or criminal offenses	0.0%	No Change	0.0%	0.0%
Teachers (n=17)				
Teachers with advanced degrees	64.7%	No Change	62.5%	63.0%
Continuing contract teachers	N/AV	N/AV	N/AV	N/AV
Teachers returning from previous year	82.4%	Up from 78.3%	85.3%	88.7%
Teacher attendance rate	97.7%	Up from 95.1%	95.5%	95.1%
Average teacher salary*	\$48,021	Up 4.0%	\$45,007	\$47,210
Classes not taught by highly qualified teachers	0.0%	No Change	0.0%	0.0%
Professional development days/teacher	9.4 days	Up from 6.8 days	9.5 days	10.5 days
School				
Principal's years at school	4.0	Up from 3.0	4.0	4.0
Student-teacher ratio in core subjects	15.2 to 1	N/R	18.1 to 1	20.0 to 1
Prime instructional time	93.1%	Up from 92.1%	90.6%	90.5%
Opportunities in the arts	Good	No Change	Good	Good
SACS accreditation	Yes	No Change	Yes	Yes
Parents attending conferences	100.0%	N/R	100.0%	100.0%
Character development program	Excellent	No Change	Excellent	Excellent
Dollars spent per pupil**	\$10,836	Down 12.5%	\$8,386	\$7,247
Percent of expenditures for instruction**	56.0%	Up from 54.5%	66.0%	68.2%
Percent of expenditures for teacher salaries**	54.3%	Up from 53.1%	62.9%	65.7%
ESEA composite index score	85.9	N/A	80.9	91.9

* Length of contract = 185+ days.

** Prior year audited financial data available.

EVALUATION RESULTS

	Teachers	Students*	Parents*
Number of surveys returned	12	25	9
Percent satisfied with learning environment	66.7%	80.0%	I/S
Percent satisfied with social and physical environment	66.7%	96.0%	I/S
Percent satisfied with school-home relations	83.3%	92.0%	I/S

*Only students at the highest elementary school grade level at this school and their parents were included.

REPORT OF PRINCIPAL AND SCHOOL IMPROVEMENT COUNCIL

Brown's Ferry Elementary has a special school environment as the result of home, school, and community working in harmony. The learning community at Brown's Ferry is committed to providing all students with the education they need to be successful in life.

Student learning is the primary focus at Brown's Ferry. Students are exposed to engaging, student-centered lessons on a daily basis. We focus on the Balanced Literacy approach at all grade levels to support the reading and writing skill development of each student. Teachers use a variety of resources to identify individual student's strengths and weaknesses to drive their instructional practices. The interpretation of student data is an important part of instruction at Brown's Ferry. MAP, standardized test results, computer assisted instruction results, and running records are some of the information used to provide targeted instruction for individual students. In addition, remediation and enrichment are provided through use of a daily morning intervention block, flexible grouping, and focus groups. We continue to enrich instruction by participating in staff development activities that facilitate improved student achievement.

While academics are our focus, opportunities to experience success beyond the classroom are available through school and community programs. Students participate in art contests, music programs, Jump Rope for Heart, and Special Olympics. In addition, students are active participants in the community recreation department's sports programs. Students are recognized for their efforts, excellence, and positive behavior. Character education is a very important part of our school as well with teachers and administration emphasizing daily expectations through PBIS.

Building a strong home/school/community connection is essential to the growth of our young learners; therefore, we invite parents to visit and to participate in our school activities. Through the assistance of the SIC and PTO, Brown's Ferry Elementary has a strong support system that helps our students continue to strive for excellence. Students have the opportunity to participate in Family Math Night, Family Reading Night, Fall Festival, and Parent Nights. Students are celebrated for their achievements frequently through incentives, a PASS pep rally, and our quarterly Celebration Day programs.

The Brown's Ferry learning community is excited and proud of the strides students have made in academic achievement. We look forward to continuing to "Working In Harmony" to make greater strides in student growth and achievement.

Karen Simmons, SIC Chairperson

Bethany Giles-Burgess, Principal

Comprehensive detail, including definitions of ratings, performance criteria, and explanations of status, is available on www.ed.sc.gov and www.eoc.sc.gov as well as school and school district websites.

Printed versions are available from school districts upon request.

Abbreviations Key

N/A Not Applicable N/AV Not Available N/C Not Collected N/R Not Reported I/S Insufficient Sample TBD To be determined

NI Newly Identified CSI Continuing School Improvement CA Corrective Action RP Plan to Restructure R Restructure DELAY School Improvement Status HOLD School Improvement Status