

SC Annual School Report Card Summary

Olanta Elementary
 Florence County School District Three
 Grades: PK-5 Enrollment: 266
 Principal: Rebecca Hobbs
 Superintendent: Dr. V. Keith Callicutt
 Board Chair: Dr. Julia Mims

PERFORMANCE

Comprehensive detail, including definitions of ratings, performance criteria, and explanations of status, is available on www.ed.sc.gov and www.eoc.sc.gov as well as school and school district websites. Printed versions are available from school districts upon request.

YEAR	ABSOLUTE RATING	GROWTH RATING	PALMETTO GOLD AND SILVER AWARD		ESEA/FEDERAL ACCOUNTABILITY RATING SYSTEM	
			General Performance	Closing the Gap	ESEA Grade	Accountability Indicator
2012	Average	Average	TBD	TBD	B	Reward
2011	Average	Average	Silver	N/A	Not Met	N/A
2010	Average	Average	N/A	N/A	Met	N/A

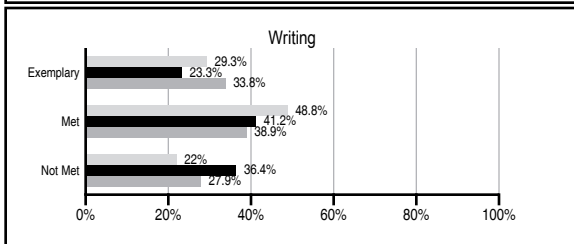
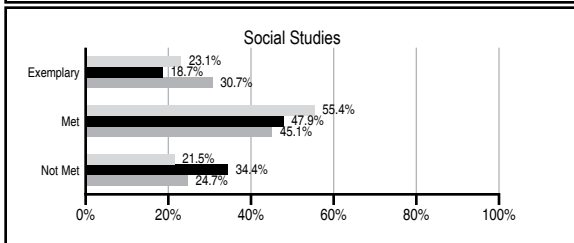
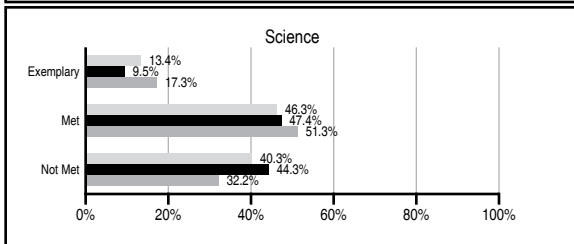
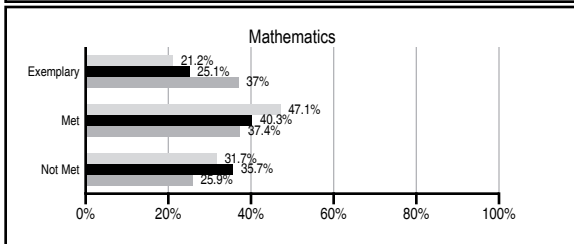
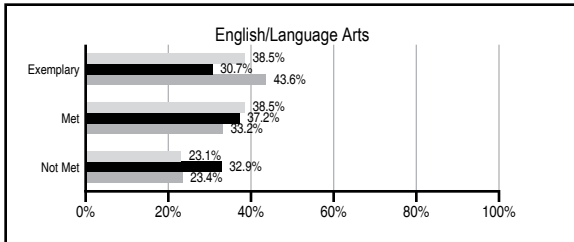
ABSOLUTE RATINGS OF ELEMENTARY SCHOOLS WITH STUDENTS LIKE OURS*

EXCELLENT	GOOD	AVERAGE	BELOW AVERAGE	AT-RISK
6	13	107	33	11

* Ratings are calculated with data available by 11/07/2012. Schools with Students Like Ours are Elementary Schools with Poverty Indices of no more than 5% above or below the index for this school.



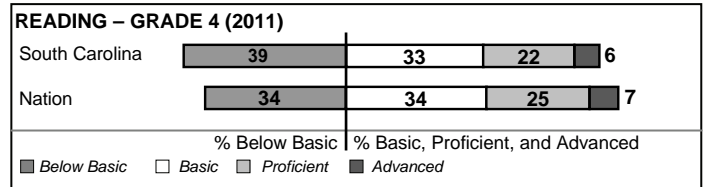
PASS PERFORMANCE

Our School
 Elementary Schools with Students Like Ours
 Elementary schools statewide



NAEP PERFORMANCE*

* Performance reported for SC and nation, data not available at school level. Percentages at NAEP Achievement Levels.



SC PERFORMANCE VISION

By 2020 all students will graduate with the knowledge and skills necessary to compete successfully in the global economy, participate in a democratic society and contribute positively as members of families and communities.

Abbreviations Key

N/A Not Applicable N/AV Not Available N/C Not Collected N/R Not Reported I/S Insufficient Sample TBD To be determined

Olanta Elementary [Florence County School District

SCHOOL PROFILE

	Our School	Change from Last Year	Elementary Schools with Students Like Ours	Median Elementary School
Students (n=266)				
Retention rate	3.0%	Up from 0.4%	1.2%	1.0%
Attendance rate	95.5%	Up from 95.4%	96.4%	96.6%
Served by gifted and talented program	N/AV	N/AV	N/AV	N/AV
With disabilities other than speech	N/AV	N/AV	N/AV	N/AV
Older than usual for grade	N/AV	N/AV	N/AV	N/AV
Out-of-school suspensions or expulsions for violent and/or criminal offenses	0.0%	No Change	0.0%	0.0%
Teachers (n=17)				
Teachers with advanced degrees	35.3%	Up from 33.3%	60.9%	63.0%
Continuing contract teachers	N/AV	N/AV	N/AV	N/AV
Teachers returning from previous year	79.0%	Up from 69.5%	86.4%	88.7%
Teacher attendance rate	96.1%	Up from 94.0%	95.2%	95.1%
Average teacher salary*	\$39,739	Up 0.3%	\$45,447	\$47,210
Classes not taught by highly qualified teachers	0.0%	No Change	0.0%	0.0%
Professional development days/teacher	11.0 days	Up from 10.5 days	10.7 days	10.5 days
School				
Principal's years at school	6.0	Up from 5.0	4.0	4.0
Student-teacher ratio in core subjects	17.2 to 1	Down from 18.2 to 1	18.8 to 1	20.0 to 1
Prime instructional time	91.0%	Up from 87.8%	90.5%	90.5%
Opportunities in the arts	Good	No Change	Good	Good
SACS accreditation	Yes	No Change	Yes	Yes
Parents attending conferences	100.0%	No Change	100.0%	100.0%
Character development program	Excellent	No Change	Excellent	Excellent
Dollars spent per pupil**	\$8,469	Up 3.1%	\$7,726	\$7,247
Percent of expenditures for instruction**	57.2%	Down from 58.5%	67.5%	68.2%
Percent of expenditures for teacher salaries**	52.0%	Down from 55.3%	63.9%	65.7%
ESEA composite index score	88.3	N/A	88.0	91.9

* Length of contract = 185+ days.

** Prior year audited financial data available.

EVALUATION RESULTS

	Teachers	Students*	Parents*
Number of surveys returned	20	41	31
Percent satisfied with learning environment	100.0%	97.6%	100.0%
Percent satisfied with social and physical environment	100.0%	95.1%	96.8%
Percent satisfied with school-home relations	100.0%	97.6%	100.0%

*Only students at the highest elementary school grade level at this school and their parents were included.

REPORT OF PRINCIPAL AND SCHOOL IMPROVEMENT COUNCIL

Act Your Best! Do Your Best! Believe & Achieve! Our mission at Olanta Elementary School (OES) focuses on the development of the whole child in a setting where our children can thrive. Our staff works hard to provide the best education possible while addressing the individual needs of each and every child.

OES uses standards based curriculum and a site based approach to staff development through our TAP program. As we work hard to prepare our students for the future, we will continue to implement the TAP program, with an emphasis on balanced literacy and a hands-on learning approach in math and science. We will also expand on the use of MAP testing as a diagnostic tool to enhance our instructional programs.

This year, we were very proud and pleased to receive a Palmetto Silver Award for the 2011 PASS scores. In addition to our strong focus on academics, our staff also works hard to implement a strong character education program which emphasizes community involvement. Our students and staff have had many opportunities to participate and be involved in community activities such as Relay for Life, the Harvest Hope Food Drive, Florence County Disabilities, and Pennies For Patients. Our parents have supported us in these activities and continue to be a vital part of our school family. Olanta Elementary has formed a strong family and community partnership and the support provided through this partnership contributes greatly to the success of our school.

This year, our parents turned out in full force for activities such as Grits for Grandfriends, Muffins for Mom, Pastries for Pop, Black History Celebration, Mind Your Manners Luncheon and Homemade Holidays. Once again, our Homemade Holidays event was enjoyed by all as parents and students came out to make ornaments, sing carols, and enjoy hot chocolate and cookies. Our students enjoyed these celebrations along with their parents, as well as those planned just for them, such as our PASS/MAP celebration picnic for grades 4K – 5th.

We are so thankful for the increased support we received from our parents and the community this year. It truly has been a great year full of love and learning at OES, and we look forward to the coming year knowing that our children will continue to learn, thrive, and grow under the loving care of our faculty and staff.

Becky Hobbs, Principal
Dianne McKenzie, School Improvement Chair

Comprehensive detail, including definitions of ratings, performance criteria, and explanations of status, is available on www.ed.sc.gov and www.eoc.sc.gov as well as school and school district websites.

Printed versions are available from school districts upon request.

Abbreviations Key

N/A Not Applicable N/AV Not Available N/C Not Collected N/R Not Reported I/S Insufficient Sample TBD To be determined
NI Newly Identified CSI Continuing School Improvement CA Corrective Action RP Plan to Restructure R Restructure DELAY School Improvement Status HOLD School Improvement Status