



SC Annual School Report Card Summary

J. C. Lynch Elementary School
 Florence County School District Three
 Grades: PK-5 Enrollment: 451
 Principal: Katherene Tisdale
 Superintendent: Dr. V. Keith Callicutt
 Board Chair: Dr. Julia Mims

PERFORMANCE

Comprehensive detail, including definitions of ratings, performance criteria, and explanations of status, is available on www.ed.sc.gov and www.eoc.sc.gov as well as school and school district websites. Printed versions are available from school districts upon request.

YEAR	ABSOLUTE RATING	GROWTH RATING	PALMETTO GOLD AND SILVER AWARD		ESEA/FEDERAL ACCOUNTABILITY RATING SYSTEM	
			General Performance	Closing the Gap	ESEA Grade	Accountability Indicator
2012	Average	Average	TBD	TBD	B	N/A
2011	Average	Average	Silver	N/A	Not Met	N/A
2010	Average	Average	N/A	N/A	Not Met	N/A

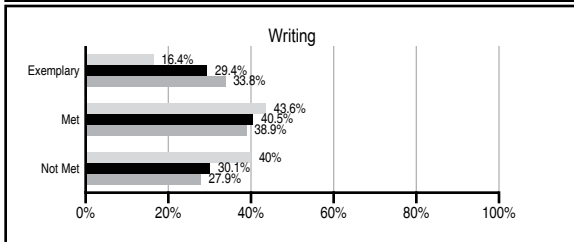
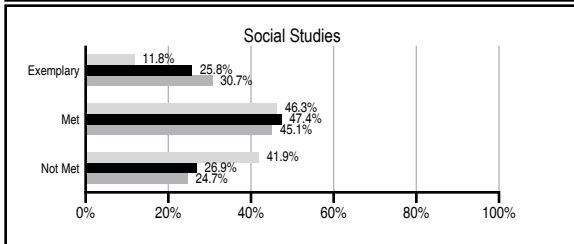
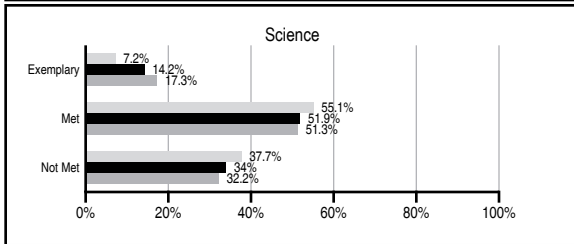
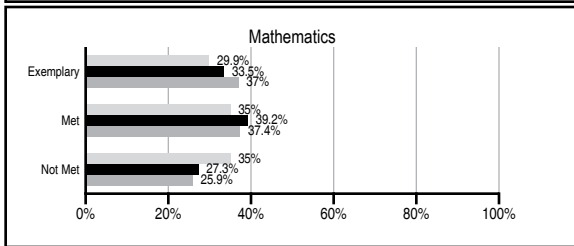
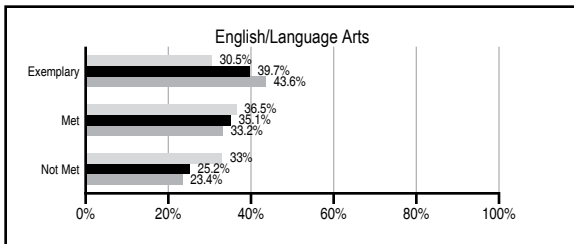
ABSOLUTE RATINGS OF ELEMENTARY SCHOOLS WITH STUDENTS LIKE OURS*

EXCELLENT	GOOD	AVERAGE	BELOW AVERAGE	AT-RISK
16	31	79	7	0

* Ratings are calculated with data available by 11/07/2012. Schools with Students Like Ours are Elementary Schools with Poverty Indices of no more than 5% above or below the index for this school.

PASS PERFORMANCE

Our School
 Elementary Schools with Students Like Ours
 Elementary schools statewide



NAEP PERFORMANCE*

* Performance reported for SC and nation, data not available at school level. Percentages at NAEP Achievement Levels.



SC PERFORMANCE VISION

By 2020 all students will graduate with the knowledge and skills necessary to compete successfully in the global economy, participate in a democratic society and contribute positively as members of families and communities.

Abbreviations Key

N/A Not Applicable N/AV Not Available N/C Not Collected N/R Not Reported I/S Insufficient Sample TBD To be determined

J. C. Lynch Elementary School
[Florence County School District Three]

SCHOOL PROFILE

	Our School	Change from Last Year	Elementary Schools with Students Like Ours	Median Elementary School
Students (n=451)				
Retention rate	3.6%	Up from 1.6%	1.2%	1.0%
Attendance rate	95.6%	Up from 95.4%	96.3%	96.6%
Served by gifted and talented program	N/AV	N/AV	N/AV	N/AV
With disabilities other than speech	N/AV	N/AV	N/AV	N/AV
Older than usual for grade	N/AV	N/AV	N/AV	N/AV
Out-of-school suspensions or expulsions for violent and/or criminal offenses	0.0%	No Change	0.0%	0.0%
Teachers (n=28)				
Teachers with advanced degrees	32.1%	Up from 29.6%	61.2%	63.0%
Continuing contract teachers	N/AV	N/AV	N/AV	N/AV
Teachers returning from previous year	88.7%	Up from 87.3%	89.2%	88.7%
Teacher attendance rate	91.2%	Down from 92.2%	94.9%	95.1%
Average teacher salary*	\$44,543	Down 1.0%	\$47,167	\$47,210
Classes not taught by highly qualified teachers	0.0%	No Change	0.0%	0.0%
Professional development days/teacher	7.0 days	Down from 17.4 days	10.5 days	10.5 days
School				
Principal's years at school	1.0	Down from 2.0	4.0	4.0
Student-teacher ratio in core subjects	20.9 to 1	Down from 22.3 to 1	20.0 to 1	20.0 to 1
Prime instructional time	86.3%	Down from 86.4%	89.9%	90.5%
Opportunities in the arts	Good	No Change	Good	Good
SACS accreditation	Yes	No Change	Yes	Yes
Parents attending conferences	100.0%	Up from 97.3%	100.0%	100.0%
Character development program	Excellent	No Change	Excellent	Excellent
Dollars spent per pupil**	\$6,652	Down 7.6%	\$7,246	\$7,247
Percent of expenditures for instruction**	60.4%	Down from 61.1%	67.8%	68.2%
Percent of expenditures for teacher salaries**	59.2%	Up from 58.5%	65.0%	65.7%
ESEA composite index score	82.9	N/A	88.2	91.9

* Length of contract = 185+ days.

** Prior year audited financial data available.

EVALUATION RESULTS

	Teachers	Students*	Parents*
Number of surveys returned	27	58	51
Percent satisfied with learning environment	100.0%	100.0%	92.0%
Percent satisfied with social and physical environment	100.0%	93.1%	92.0%
Percent satisfied with school-home relations	96.3%	91.4%	88.2%

*Only students at the highest elementary school grade level at this school and their parents were included.

REPORT OF PRINCIPAL AND SCHOOL IMPROVEMENT COUNCIL

J. C. Lynch Elementary School has had an amazing year of "New Growth – New Beginnings"! This year we were proud to receive the SC Palmetto Silver Award for general performance in academic achievement, having an absolute rating and growth rating of average. For the second consecutive year, the school received the Fresh Fruits and Vegetable Grant from the SC Department of Education. This grant provided students an additional serving of a fresh fruit or vegetable during the school day. Students were able to taste common fruits and vegetables such as carrots and grapes as well as the little known cauliflower and kiwi.

Our students were challenged to excel in many areas. Thirty-three students, who scored exemplary on three areas of the PASS tests, were treated to a trip to Wonder Works at the beach. One of our third graders made a perfect score on the PASS Math test. With the Perfect Ten and No Tardy Party attendance incentives, our daily student attendance improved. The school held its first school-wide Spelling Bee and Science Expo. Our students were careful, yet quick, thinkers when we held the Geography Question of the Day and Mad Minute Math Masters programs. Opportunities in the fine arts were also available with selected students dancing with a ballerina from Brazil, acting in the musical, "The Snow Queen", performing in various concerts with the High Flyers Choir, and receiving specialized instruction in creating with clay. Many of our students received awards throughout the year for Superintendent's and Principal's Honor Rolls. We celebrated our students who achieved their MAP goals and made significant gains from fall to spring with various incentives.

Providing activities to improve parent and community involvement played an important role to this school year. PTO was re-activated and sponsored the Fall Festival, a Spaghetti Supper and even a Sock Hop! A parent liaison was named and two business partners adopted the school. Student art work was also displayed in local businesses. Academia Para Padres, a program for the parents of our Hispanic students, was started to teach basic conversational English and provide academic assistance to their JCL children. The generosity of our students and staff helped to support a 5K Walk and Run for a faculty member, Susan G. Komen For the Cure, Jump Rope for Heart with the American Heart Association, and the food pantry at Bible Temple in Coward.

The JCL bees were certainly busy this year keeping our "hive" alive and upholding our mission of "Growing the future one mind at a time".

Amanda Jones, SIC Chairperson
 Katherine Tisdale, Principal

Comprehensive detail, including definitions of ratings, performance criteria, and explanations of status, is available on www.ed.sc.gov and www.eoc.sc.gov as well as school and school district websites.

Printed versions are available from school districts upon request.

Abbreviations Key

N/A Not Applicable N/AV Not Available N/C Not Collected N/R Not Reported I/S Insufficient Sample TBD To be determined

NI Newly Identified CSI Continuing School Improvement CA Corrective Action RP Plan to Restructure R Restructure DELAY School Improvement Status HOLD School Improvement Status