



SC Annual School Report Card Summary

Main Street Elementary school
Florence County School District Three
Grades: PK-5 Enrollment: 365
Principal: Angelia Scott
Superintendent: Dr. V. Keith Callicutt
Board Chair: Dr. Julia Mims

PERFORMANCE

Comprehensive detail, including definitions of ratings, performance criteria, and explanations of status, is available on www.ed.sc.gov and www.eoc.sc.gov as well as school and school district websites. Printed versions are available from school districts upon request.

YEAR	ABSOLUTE RATING	GROWTH RATING	PALMETTO GOLD AND SILVER AWARD		ESEA/FEDERAL ACCOUNTABILITY RATING SYSTEM	
			General Performance	Closing the Gap	ESEA Grade	Accountability Indicator
2012	Below Average	Average	TBD	TBD	C	N/A
2011	At-Risk	Average	N/A	N/A	Not Met	N/A
2010	At-Risk	Average	N/A	N/A	Not Met	N/A

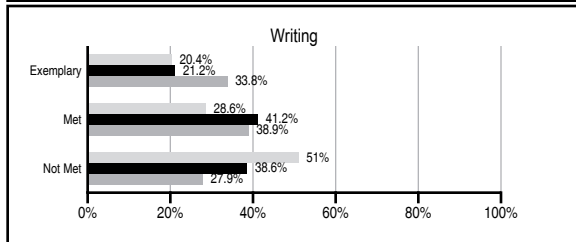
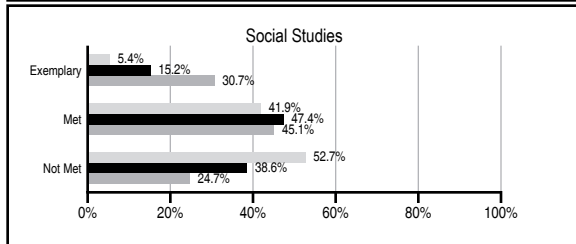
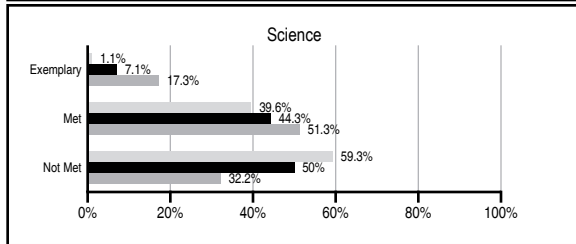
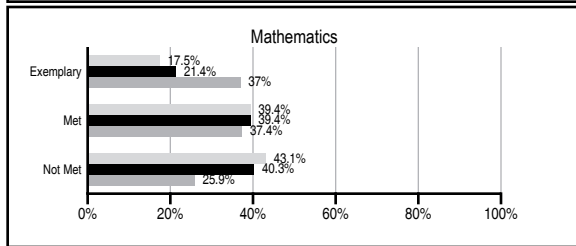
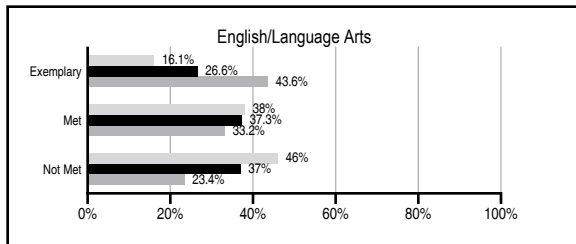
ABSOLUTE RATINGS OF ELEMENTARY SCHOOLS WITH STUDENTS LIKE OURS*

EXCELLENT	GOOD	AVERAGE	BELOW AVERAGE	AT-RISK
2	8	75	47	19

* Ratings are calculated with data available by 11/07/2012. Schools with Students Like Ours are Elementary Schools with Poverty Indices of no more than 5% above or below the index for this school.

PASS PERFORMANCE

Our School
 Elementary Schools with Students Like Ours
 Elementary schools statewide



NAEP PERFORMANCE*

* Performance reported for SC and nation, data not available at school level. Percentages at NAEP Achievement Levels.



SC PERFORMANCE VISION

By 2020 all students will graduate with the knowledge and skills necessary to compete successfully in the global economy, participate in a democratic society and contribute positively as members of families and communities.

Abbreviations Key

N/A Not Applicable N/AV Not Available N/C Not Collected N/R Not Reported I/S Insufficient Sample TBD To be determined

Main Street Elementary school
[Florence County School District Three]

SCHOOL PROFILE

	Our School	Change from Last Year	Elementary Schools with Students Like Ours	Median Elementary School
Students (n=365)				
Retention rate	0.9%	Up from 0.8%	1.2%	1.0%
Attendance rate	96.6%	Up from 96.2%	96.3%	96.6%
Served by gifted and talented program	N/AV	N/AV	N/AV	N/AV
With disabilities other than speech	N/AV	N/AV	N/AV	N/AV
Older than usual for grade	N/AV	N/AV	N/AV	N/AV
Out-of-school suspensions or expulsions for violent and/or criminal offenses	0.0%	No Change	0.0%	0.0%
Teachers (n=28)				
Teachers with advanced degrees	46.4%	Up from 42.3%	62.5%	63.0%
Continuing contract teachers	N/AV	N/AV	N/AV	N/AV
Teachers returning from previous year	70.0%	Up from 64.0%	85.3%	88.7%
Teacher attendance rate	92.2%	Down from 94.1%	95.4%	95.1%
Average teacher salary*	\$42,844	Up 2.4%	\$44,974	\$47,210
Classes not taught by highly qualified teachers	0.0%	No Change	0.0%	0.0%
Professional development days/teacher	2.9 days	Down from 12.4 days	9.5 days	10.5 days
School				
Principal's years at school	4.0	Up from 3.0	4.0	4.0
Student-teacher ratio in core subjects	16.3 to 1	Down from 24.4 to 1	18.1 to 1	20.0 to 1
Prime instructional time	88.0%	Down from 89.3%	90.6%	90.5%
Opportunities in the arts	Good	No Change	Good	Good
SACS accreditation	Yes	No Change	Yes	Yes
Parents attending conferences	100.0%	No Change	100.0%	100.0%
Character development program	Excellent	No Change	Excellent	Excellent
Dollars spent per pupil**	\$9,432	Up 19.0%	\$8,384	\$7,247
Percent of expenditures for instruction**	64.8%	Up from 61.3%	65.9%	68.2%
Percent of expenditures for teacher salaries**	56.4%	Down from 57.1%	62.8%	65.7%
ESEA composite index score	75.6	N/A	80.3	91.9

* Length of contract = 185+ days.

** Prior year audited financial data available.

EVALUATION RESULTS

	Teachers	Students*	Parents*
Number of surveys returned	29	59	53
Percent satisfied with learning environment	100.0%	89.7%	86.5%
Percent satisfied with social and physical environment	100.0%	79.3%	90.6%
Percent satisfied with school-home relations	100.0%	93.2%	86.5%

*Only students at the highest elementary school grade level at this school and their parents were included.

Comprehensive detail, including definitions of ratings, performance criteria, and explanations of status, is available on www.ed.sc.gov and www.eoc.sc.gov as well as school and school district websites.

Printed versions are available from school districts upon request.

REPORT OF PRINCIPAL AND SCHOOL IMPROVEMENT COUNCIL

The 2011-2012 school year was another successful and exciting time for Main Street Elementary. Through the hard work of our students and the strong dedication of our teachers, Main Street Elementary was the proud recipient of a value-added score of 5 for the second consecutive year. A five is the highest score in reaching expected student growth. This is set by the National Institute for Excellence in Teaching.

At Main Street, we continue to value innovation and initiative when it comes to finding better ways to meet the challenges that our students lay before us. We believe that instructional technology is a key component in helping students become productive and successful students in the 21st Century. As a result, our teachers utilize a number of instructional strategies centered on technology to best instruct and assess student achievement. Students and faculty alike utilize individual iPads/iPods for students in grades 2nd -5th, Smartboard/Promethean lessons, eBooks, wikis, mobile computer labs, and numerous interactive software programs and games aimed to improve academic skills.

Main Street Elementary is a community school and as such, the school continuously strives to build a welcoming atmosphere, where positive relationships, with all stakeholders, are built each day. Our One Village Partnership Program ensures that parents, businesses, and community members have the chance to impact the lives of our students through academically, socially and through the arts.

Recognizing that it does take a village to raise our children, Our Village Program supports our character education program, C.A.T.C.H. M.E. ©, to ensure the best chance for every child to succeed. Programs such as our Ladies' and Gentlemen's Clubs, the Ambassador's Program, and our mentoring programs send the simple message of "Believe in yourself; we do". We are determined that our students will view Main Street as a safe place to learn. Hence, the development of our Bullying and Character Education program, Be a H.E.R.O. (Help, Encourage, Respect Others/Oneself).

Annual events enable us to provide one-on-one support, resources, and materials to parents, students, and community members, including Family & Curriculum Nights, Principal's Chats, the Hero's Luncheon, and our Annual Dinner Theater. Parental and community support of all of your planned events is outstanding!

Students, staff, parents, and the community work together to create challenging and safe learning environments that encourage academic excellence, character building, and strong home/school/community relations.

We are looking forward to an exciting 2012-2013 school year as we continue to "Do What's Right Today for a Better Tomorrow"!

Angelia Scott, Principal
 McFadden, SIC Chair

Teresa

Abbreviations Key

N/A Not Applicable N/AV Not Available N/C Not Collected N/R Not Reported I/S Insufficient Sample TBD To be determined

NI Newly Identified CSI Continuing School Improvement CA Corrective Action RP Plan to Restructure R Restructure DELAY School Improvement Status HOLD School Improvement Status