



SC Annual School Report Card Summary

Palmetto Youth Academy
 Florence school District One
 Grades: 3-6 Enrollment: 56
 Principal: Yvonne Brown-Burgess
 Superintendent: Dr. Allie E. Brooks
 Board Chair: Porter Stewart

PERFORMANCE

Comprehensive detail, including definitions of ratings, performance criteria, and explanations of status, is available on www.ed.sc.gov and www.eoc.sc.gov as well as school and school district websites. Printed versions are available from school districts upon request.

YEAR	ABSOLUTE RATING	GROWTH RATING	PALMETTO GOLD AND SILVER AWARD		ESEA/FEDERAL ACCOUNTABILITY RATING SYSTEM	
			General Performance	Closing the Gap	ESEA Grade	Accountability Indicator
2012	Below Average	Average	TBD	TBD	B	Reward
2011	Below Average	Good	N/A	N/A	Met	NI-DELAY
2010	At-Risk	At-Risk	N/A	N/A	Not Met	NI

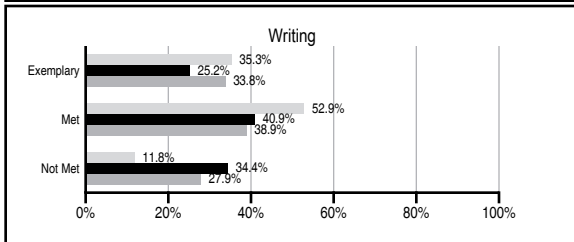
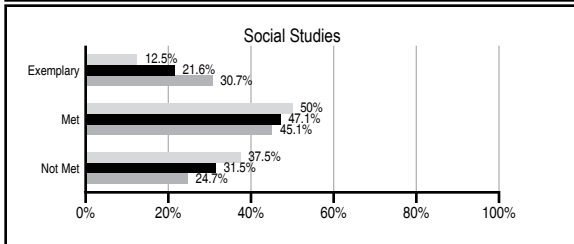
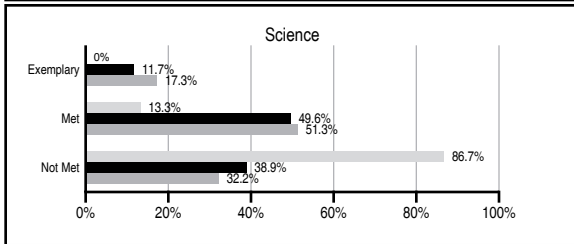
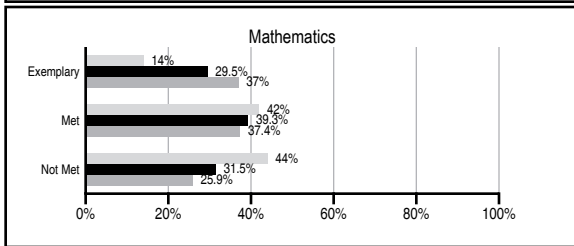
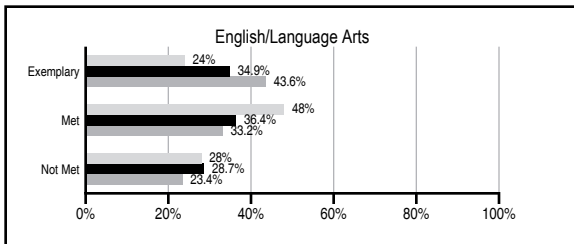
ABSOLUTE RATINGS OF ELEMENTARY SCHOOLS WITH STUDENTS LIKE OURS*

EXCELLENT	GOOD	AVERAGE	BELOW AVERAGE	AT-RISK
9	20	91	15	4

* Ratings are calculated with data available by 11/07/2012. Schools with Students Like Ours are Elementary Schools with Poverty Indices of no more than 5% above or below the index for this school.

PASS PERFORMANCE

Our School
 Elementary Schools with Students Like Ours
 Elementary schools statewide



NAEP PERFORMANCE*

* Performance reported for SC and nation, data not available at school level. Percentages at NAEP Achievement Levels.



SC PERFORMANCE VISION

By 2020 all students will graduate with the knowledge and skills necessary to compete successfully in the global economy, participate in a democratic society and contribute positively as members of families and communities.

Abbreviations Key

N/A Not Applicable N/AV Not Available N/C Not Collected N/R Not Reported I/S Insufficient Sample TBD To be determined

Palmetto Youth Academy [Florence school District One]

SCHOOL PROFILE

	Our School	Change from Last Year	Elementary Schools with Students Like Ours	Median Elementary School
Students (n=56)				
Retention rate	0.0%	No Change	1.4%	1.0%
Attendance rate	99.9%	No Change	96.3%	96.6%
Served by gifted and talented program	N/AV	N/AV	N/AV	N/AV
With disabilities other than speech	N/AV	N/AV	N/AV	N/AV
Older than usual for grade	N/AV	N/AV	N/AV	N/AV
Out-of-school suspensions or expulsions for violent and/or criminal offenses	0.0%	No Change	0.0%	0.0%
Teachers (n=2)				
Teachers with advanced degrees	N/A	N/A	61.0%	63.0%
Continuing contract teachers	N/AV	N/AV	N/AV	N/AV
Teachers returning from previous year	N/A	N/A	88.2%	88.7%
Teacher attendance rate	N/R	N/R	94.8%	95.1%
Average teacher salary*	I/S	I/S	\$46,246	\$47,210
Classes not taught by highly qualified teachers	41.7%	Up from 37.5%	0.0%	0.0%
Professional development days/teacher	18.5 days	Up from 18.0 days	10.8 days	10.5 days
School				
Principal's years at school	7.0	Up from 6.0	4.0	4.0
Student-teacher ratio in core subjects	N/R	N/R	19.4 to 1	20.0 to 1
Prime instructional time	N/R	N/R	89.8%	90.5%
Opportunities in the arts	Poor	No Change	Good	Good
SACS accreditation	Yes	No Change	Yes	Yes
Parents attending conferences	95.5%	Down from 100.0%	100.0%	100.0%
Character development program	Excellent	No Change	Excellent	Excellent
Dollars spent per pupil**	\$8,324	N/A	\$7,470	\$7,247
Percent of expenditures for instruction**	55.0%	N/A	67.6%	68.2%
Percent of expenditures for teacher salaries**	38.2%	N/A	64.4%	65.7%
ESEA composite index score	89.9	N/A	88.6	91.9

* Length of contract = 185+ days.

** Prior year audited financial data available.

REPORT OF PRINCIPAL AND SCHOOL IMPROVEMENT COUNCIL

The mission of Palmetto Youth Academy, PYA, is to provide an opportunity for all students, regardless of income or ability, to reach their full potential, academically, socially, and behaviorally. It is with sincere gratitude and purpose driven commitment that we, the students, staff and supporters of PYA, continue to carry out this rewarding yet challenging mission. This year, 2011/2012, is our seventh year in operation. PYA opened August 2005 and we have made many notable accomplishments throughout the past seven years. To date, PYA met AYP a total of three years, (two consecutive years, 2007/2008 and 2008/2009, then last year 2010/2011). We attribute these major accomplishments to the hard work and dedication of our staff, the decisions of our parents, and the diligence of our students. As we prepare for our eighth year of operation, PYA is looking forward to a new beginning with renewed excitement and unlimited success! We plan to continue the strategies and activities that have proven to be successful. In addition, we plan to enhance instruction with more technology, increase professional development for our staff and improve opportunities for parents to participate in classroom activities both, during school hours and after school. Over the past seven years, we have learned a lot of strategies and implemented numerous programs/concepts, some of which worked very well, while some didn't work as well. Nevertheless, we are grateful for the many opportunities our staff, students and parents have been afforded to be innovative, yet accountable. We believe that with our continued collaboration and efforts, the best is yet to come!

Yvonne Brown-Burgess, Executive Director
Stephanie Epps, School Improvement Council Chair

EVALUATION RESULTS

	Teachers	Students*	Parents*
Number of surveys returned	3	10	10
Percent satisfied with learning environment	I/S	100.0%	I/S
Percent satisfied with social and physical environment	I/S	I/S	I/S
Percent satisfied with school-home relations	I/S	I/S	I/S

*Only students at the highest elementary school grade level at this school and their parents were included.

Comprehensive detail, including definitions of ratings, performance criteria, and explanations of status, is available on www.ed.sc.gov and www.eoc.sc.gov as well as school and school district websites.

Printed versions are available from school districts upon request.

Abbreviations Key

N/A Not Applicable N/AV Not Available N/C Not Collected N/R Not Reported I/S Insufficient Sample TBD To be determined

NI Newly Identified CSI Continuing School Improvement CA Corrective Action RP Plan to Restructure R Restructure DELAY School Improvement Status HOLD School Improvement Status