



SC Annual School Report Card Summary

Dewey Carter Elementary
 Florence school District One
 Grades: PK-6 Enrollment: 841
 Principal: Luke Matthews
 Superintendent: Dr. Allie E. Brooks
 Board Chair: Porter Stewart

PERFORMANCE

Comprehensive detail, including definitions of ratings, performance criteria, and explanations of status, is available on www.ed.sc.gov and www.eoc.sc.gov as well as school and school district websites. Printed versions are available from school districts upon request.

YEAR	ABSOLUTE RATING	GROWTH RATING	PALMETTO GOLD AND SILVER AWARD		ESEA/FEDERAL ACCOUNTABILITY RATING SYSTEM	
			General Performance	Closing the Gap	ESEA Grade	Accountability Indicator
2012	Average	Average	TBD	TBD	B	N/A
2011	Average	Average	Silver	N/A	Not Met	N/A
2010	Average	Average	N/A	N/A	Met	N/A

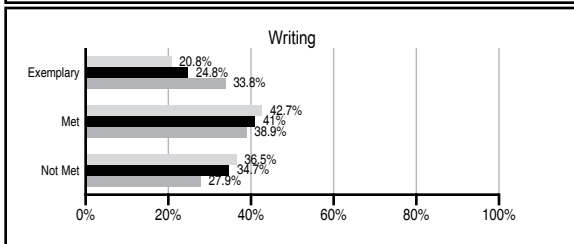
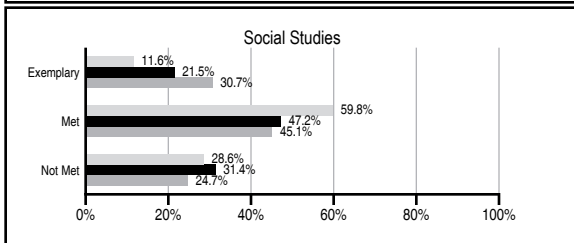
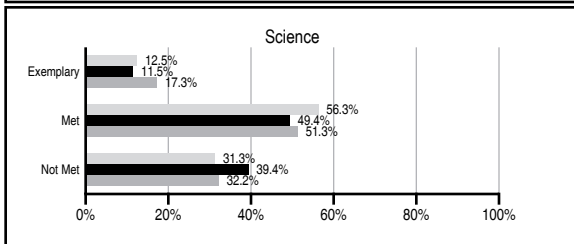
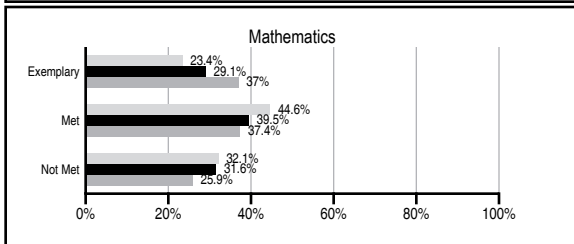
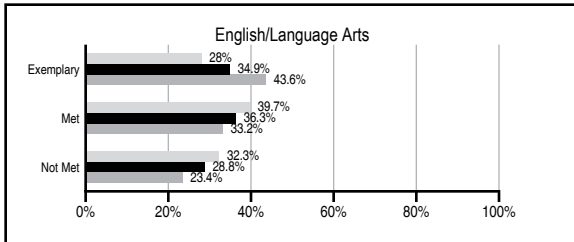
ABSOLUTE RATINGS OF ELEMENTARY SCHOOLS WITH STUDENTS LIKE OURS*

EXCELLENT	GOOD	AVERAGE	BELOW AVERAGE	AT-RISK
9	19	93	16	4

* Ratings are calculated with data available by 11/07/2012. Schools with Students Like Ours are Elementary Schools with Poverty Indices of no more than 5% above or below the index for this school.

PASS PERFORMANCE

Our School
 Elementary Schools with Students Like Ours
 Elementary schools statewide



NAEP PERFORMANCE*

* Performance reported for SC and nation, data not available at school level. Percentages at NAEP Achievement Levels.



SC PERFORMANCE VISION

By 2020 all students will graduate with the knowledge and skills necessary to compete successfully in the global economy, participate in a democratic society and contribute positively as members of families and communities.

Abbreviations Key

N/A Not Applicable N/AV Not Available N/C Not Collected N/R Not Reported I/S Insufficient Sample TBD To be determined

Dewey Carter Elementary [Florence school District One]

SCHOOL PROFILE

	Our School	Change from Last Year	Elementary Schools with Students Like Ours	Median Elementary School
Students (n=841)				
Retention rate	3.9%	Up from 2.3%	1.4%	1.0%
Attendance rate	95.4%	Up from 94.9%	96.3%	96.6%
Served by gifted and talented program	N/AV	N/AV	N/AV	N/AV
With disabilities other than speech	N/AV	N/AV	N/AV	N/AV
Older than usual for grade	N/AV	N/AV	N/AV	N/AV
Out-of-school suspensions or expulsions for violent and/or criminal offenses	0.0%	No Change	0.0%	0.0%
Teachers (n=48)				
Teachers with advanced degrees	64.6%	Up from 63.6%	61.0%	63.0%
Continuing contract teachers	N/AV	N/AV	N/AV	N/AV
Teachers returning from previous year	96.9%	Up from 96.0%	88.2%	88.7%
Teacher attendance rate	98.7%	Up from 95.1%	94.8%	95.1%
Average teacher salary*	\$47,627	Up 0.4%	\$46,246	\$47,210
Classes not taught by highly qualified teachers	0.0%	No Change	0.0%	0.0%
Professional development days/teacher	8.1 days	Up from 7.7 days	10.7 days	10.5 days
School				
Principal's years at school	1.0	Up from 0.5	4.0	4.0
Student-teacher ratio in core subjects	27.1 to 1	Up from 20.9 to 1	19.3 to 1	20.0 to 1
Prime instructional time	93.5%	Up from 89.0%	89.8%	90.5%
Opportunities in the arts	Good	No Change	Good	Good
SACS accreditation	Yes	No Change	Yes	Yes
Parents attending conferences	100.0%	Up from 91.8%	100.0%	100.0%
Character development program	Average	No Change	Excellent	Excellent
Dollars spent per pupil**	\$6,085	Down 13.9%	\$7,390	\$7,247
Percent of expenditures for instruction**	68.2%	Up from 65.8%	67.4%	68.2%
Percent of expenditures for teacher salaries**	67.0%	Up from 63.5%	64.3%	65.7%
ESEA composite index score	86.0	N/A	88.6	91.9

* Length of contract = 185+ days.

** Prior year audited financial data available.

EVALUATION RESULTS

	Teachers	Students*	Parents*
Number of surveys returned	34	112	35
Percent satisfied with learning environment	88.2%	82.9%	80.0%
Percent satisfied with social and physical environment	85.3%	79.3%	82.9%
Percent satisfied with school-home relations	52.9%	80.2%	76.5%

*Only students at the highest elementary school grade level at this school and their parents were included.

REPORT OF PRINCIPAL AND SCHOOL IMPROVEMENT COUNCIL

We are proud to announce that Dewey Carter Elementary was awarded the Palmetto Silver Award from the state of South Carolina. This year, our staff and students will continue to focus on reading. Not only have we revamped our media center and ordered many new books, but we've also obtained a reading interventionist who will be working with students in need of further assistance. This, as well as our two Reading Recovery teachers, will help ensure that no child leaves Dewey Carter with major deficiencies in reading. In addition to Reading Recovery, Early Interventions Strategies and Leap Lab, we will continue with our monthly 85% Club for students meeting goals in reading. Our Battle of the Books competition will expand to involve fifth and sixth grade students competing regularly throughout the year.

Coinciding with our focus on reading, Dewey Carter will be targeting the mastery of mathematical concepts and skills. To achieve this, we plan to utilize Flash Masters, a quarterly Math Bee addressing math facts at each grade level, as well as teachers and assistants trained in alternative strategies (i.e. Touch Math, lattice multiplication, etc.).

In addition to the above, we will be taking advantage of our Compass Learning Lab before school with lessons tailored to fit early arriving students' individual instructional needs. Inclusion and pull-out scheduling (as available) will be utilized in order to meet the needs of our resource students.

While our teaching focus will be on South Carolina and Common Core standards with data gathered through a variety of assessments, we will continue to be data-informed rather than data-driven. We are charged with educating the total child. In addition to instruction, we constantly emphasize personal character. We recognize achievements in academics, attendance and positive behaviors. We offer a number of extracurricular clubs and activities including the CARE and REEL Kids fishing clubs with environmental instruction, as well as art, chorus, Beta Club and others. We partner with organizations like the National Network of Partnership Schools and two community churches to strengthen community relations and participation. The staff of Dewey Carter Elementary has accomplished much thus far, and will continue to press on for the love of children.

Luke Matthews, Principal
Mitzi Mozen, School Improvement Council

Comprehensive detail, including definitions of ratings, performance criteria, and explanations of status, is available on www.ed.sc.gov and www.eoc.sc.gov as well as school and school district websites.

Printed versions are available from school districts upon request.

Abbreviations Key

N/A Not Applicable N/AV Not Available N/C Not Collected N/R Not Reported I/S Insufficient Sample TBD To be determined
NI Newly Identified CSI Continuing School Improvement CA Corrective Action RP Plan to Restructure R Restructure DELAY School Improvement Status HOLD School Improvement Status