



SC Annual School Report Card Summary

Savannah Grove Elementary School
 Florence school District One
 Grades: K-6 Enrollment: 699
 Principal: Chandar Anderson
 Superintendent: Dr. Allie E. Brooks
 Board Chair: Porter Stewart

PERFORMANCE

Comprehensive detail, including definitions of ratings, performance criteria, and explanations of status, is available on www.ed.sc.gov and www.eoc.sc.gov as well as school and school district websites. Printed versions are available from school districts upon request.

YEAR	ABSOLUTE RATING	GROWTH RATING	PALMETTO GOLD AND SILVER AWARD		ESEA/FEDERAL ACCOUNTABILITY RATING SYSTEM	
			General Performance	Closing the Gap	ESEA Grade	Accountability Indicator
2012	Average	Average	TBD	TBD	B	Reward
2011	Average	Average	N/A	N/A	Not Met	N/A
2010	Average	Below Average	N/A	N/A	Not Met	N/A

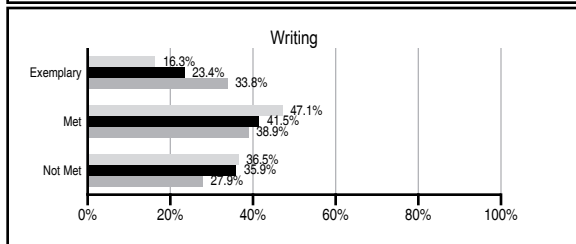
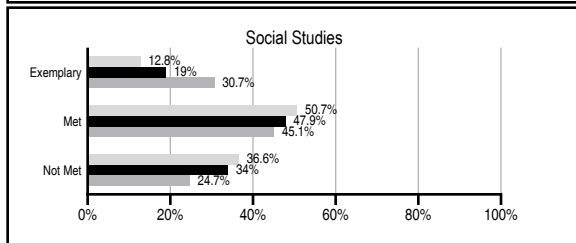
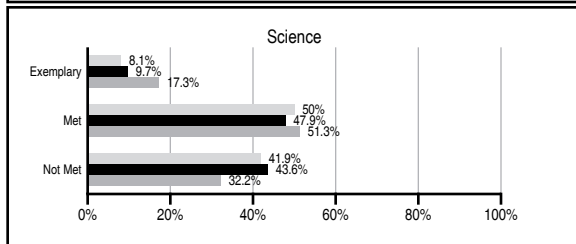
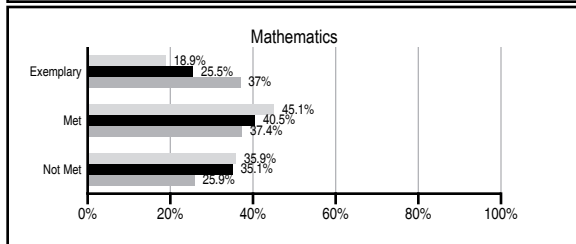
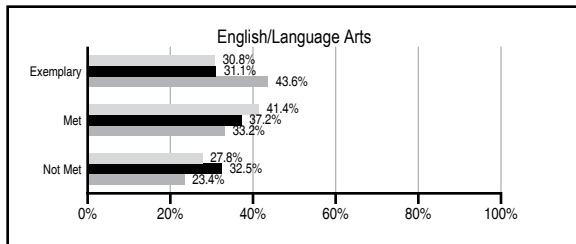
ABSOLUTE RATINGS OF ELEMENTARY SCHOOLS WITH STUDENTS LIKE OURS*

EXCELLENT	GOOD	AVERAGE	BELOW AVERAGE	AT-RISK
5	14	108	29	10

* Ratings are calculated with data available by 11/07/2012. Schools with Students Like Ours are Elementary Schools with Poverty Indices of no more than 5% above or below the index for this school.

PASS PERFORMANCE

Our School Elementary Schools with Students Like Ours Elementary schools statewide



NAEP PERFORMANCE*

* Performance reported for SC and nation, data not available at school level. Percentages at NAEP Achievement Levels.



SC PERFORMANCE VISION

By 2020 all students will graduate with the knowledge and skills necessary to compete successfully in the global economy, participate in a democratic society and contribute positively as members of families and communities.

Abbreviations Key

N/A Not Applicable N/AV Not Available N/C Not Collected N/R Not Reported I/S Insufficient Sample TBD To be determined

Savannah Grove Elementary School
[Florence school District One]

SCHOOL PROFILE

	Our School	Change from Last Year	Elementary Schools with Students Like Ours	Median Elementary School
Students (n=699)				
Retention rate	3.4%	Up from 3.3%	1.3%	1.0%
Attendance rate	95.8%	Up from 94.9%	96.3%	96.6%
Served by gifted and talented program	N/AV	N/AV	N/AV	N/AV
With disabilities other than speech	N/AV	N/AV	N/AV	N/AV
Older than usual for grade	N/AV	N/AV	N/AV	N/AV
Out-of-school suspensions or expulsions for violent and/or criminal offenses	0.1%	Up from 0.0%	0.0%	0.0%
Teachers (n=45)				
Teachers with advanced degrees	64.4%	Down from 67.4%	60.9%	63.0%
Continuing contract teachers	N/AV	N/AV	N/AV	N/AV
Teachers returning from previous year	92.5%	Up from 90.2%	86.4%	88.7%
Teacher attendance rate	99.5%	Up from 94.9%	95.1%	95.1%
Average teacher salary*	\$45,820	Down 1.9%	\$45,718	\$47,210
Classes not taught by highly qualified teachers	3.4%	Up from 0.0%	0.0%	0.0%
Professional development days/teacher	3.7 days	Down from 11.4 days	10.7 days	10.5 days
School				
Principal's years at school	5.0	Up from 4.0	4.0	4.0
Student-teacher ratio in core subjects	19.3 to 1	Down from 21.9 to 1	19.0 to 1	20.0 to 1
Prime instructional time	94.2%	Up from 89.3%	90.5%	90.5%
Opportunities in the arts	Good	No Change	Good	Good
SACS accreditation	Yes	No Change	Yes	Yes
Parents attending conferences	86.9%	Up from 82.1%	100.0%	100.0%
Character development program	Excellent	No Change	Excellent	Excellent
Dollars spent per pupil**	\$6,584	Down 9.7%	\$7,686	\$7,247
Percent of expenditures for instruction**	67.6%	Up from 65.4%	67.5%	68.2%
Percent of expenditures for teacher salaries**	65.4%	Up from 62.5%	63.9%	65.7%
ESEA composite index score	81.0	N/A	88.0	91.9

* Length of contract = 185+ days.

** Prior year audited financial data available.

REPORT OF PRINCIPAL AND SCHOOL IMPROVEMENT COUNCIL

Dear Parents and Community of Savannah Grove Elementary School,
 Savannah Grove Elementary School remains committed to enabling our students to achieve the highest level of academic success. This is accomplished by providing them with the materials, strategies, and techniques that will enable them to excel in extracurricular activities, while continuously developing life skills that support positive, character-based learning. We are committed to making instructional decisions, based on data and current research. Student learning is consistently enforced through organizational planning by our teaching staff. Our success in achieving all of the aforementioned goals has resulted in the following accomplishments: • State Department of Education Red Carpet Recognition (2008-2011) • Solar School in South Carolina • Model Classroom Certification Teachers • Association of Parents and Teachers (APT) • School Improvement Council (SIC) • Implementation of Literacy Lab for first-grade students • Reading is Fundamental and Terrific Kids (sponsored by Golden K Kiwanis) • Monthly Student Recognition Programs (i.e. Honor Roll, Reading Celebrations) • Art Club • Service Learning Projects (Active supporters of American Red Cross, Manna House, Humane Society, Boxtops for Education, United Way, United Negro College Fund, March of Dimes) • Thinking Maps • Write from the Beginning • Compass Odyssey • MAP (Measures of Academic Progress) • Core Essentials Character Development Program • ELITE Program • Photography Club • Student Council • Chorus • Father-Son Game Nights • Jump Rope for Heart • St. Jude's Math-A-Thon • Faith Based Mentoring Program • Father-Daughter Dance • NNPS (National Network of Partnership Schools) "We ARE the Greatest School on the Planet"

Chandar Anderson, Principal of Savannah Grove Elementary School

EVALUATION RESULTS

	Teachers	Students*	Parents*
Number of surveys returned	45	93	62
Percent satisfied with learning environment	66.7%	75.0%	89.8%
Percent satisfied with social and physical environment	75.6%	79.6%	93.2%
Percent satisfied with school-home relations	69.8%	85.1%	91.7%

*Only students at the highest elementary school grade level at this school and their parents were included.

Comprehensive detail, including definitions of ratings, performance criteria, and explanations of status, is available on www.ed.sc.gov and www.eoc.sc.gov as well as school and school district websites.

Printed versions are available from school districts upon request.

Abbreviations Key

N/A Not Applicable N/AV Not Available N/C Not Collected N/R Not Reported I/S Insufficient Sample TBD To be determined
 NI Newly Identified CSI Continuing School Improvement CA Corrective Action RP Plan to Restructure R Restructure DELAY School Improvement Status HOLD School Improvement Status