



SC Annual School Report Card Summary

Royall Elementary School
 Florence school District One
 Grades: K-6 Enrollment: 693
 Principal: Julie Smith
 Superintendent: Dr. Allie E. Brooks
 Board Chair: Porter Stewart

PERFORMANCE

Comprehensive detail, including definitions of ratings, performance criteria, and explanations of status, is available on www.ed.sc.gov and www.eoc.sc.gov as well as school and school district websites. Printed versions are available from school districts upon request.

YEAR	ABSOLUTE RATING	GROWTH RATING	PALMETTO GOLD AND SILVER AWARD		ESEA/FEDERAL ACCOUNTABILITY RATING SYSTEM	
			General Performance	Closing the Gap	ESEA Grade	Accountability Indicator
2012	Excellent	Excellent	TBD	TBD	A	N/A
2011	Excellent	Excellent	Gold	Gold	Not Met	N/A
2010	Excellent	Excellent	Gold	Gold	Met	N/A

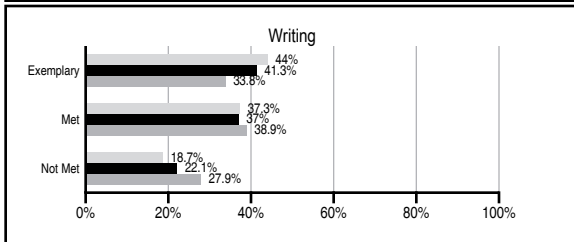
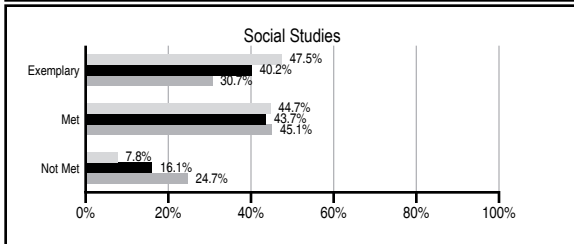
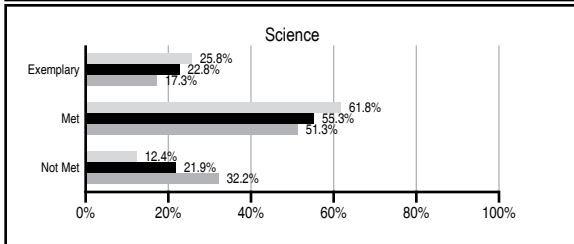
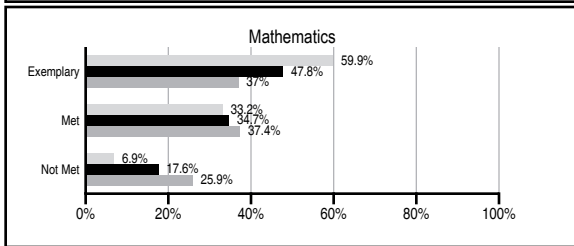
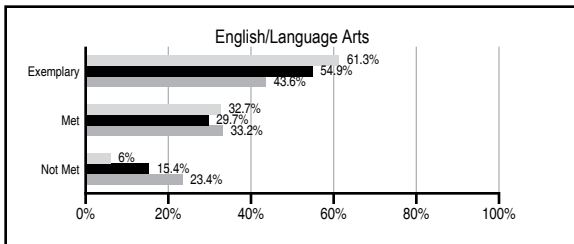
ABSOLUTE RATINGS OF ELEMENTARY SCHOOLS WITH STUDENTS LIKE OURS*

EXCELLENT	GOOD	AVERAGE	BELOW AVERAGE	AT-RISK
46	24	4	0	0

* Ratings are calculated with data available by 11/07/2012. Schools with Students Like Ours are Elementary Schools with Poverty Indices of no more than 5% above or below the index for this school.

PASS PERFORMANCE

Our School Elementary Schools with Students Like Ours Elementary schools statewide



NAEP PERFORMANCE*

* Performance reported for SC and nation, data not available at school level. Percentages at NAEP Achievement Levels.



SC PERFORMANCE VISION

By 2020 all students will graduate with the knowledge and skills necessary to compete successfully in the global economy, participate in a democratic society and contribute positively as members of families and communities.

Abbreviations Key

N/A Not Applicable N/AV Not Available N/C Not Collected N/R Not Reported I/S Insufficient Sample TBD To be determined

Royall Elementary School [Florence school District One]

SCHOOL PROFILE

	Our School	Change from Last Year	Elementary Schools with Students Like Ours	Median Elementary School
Students (n=693)				
Retention rate	1.6%	Down from 2.9%	0.8%	1.0%
Attendance rate	96.8%	Up from 96.2%	97.0%	96.6%
Served by gifted and talented program	N/AV	N/AV	N/AV	N/AV
With disabilities other than speech	N/AV	N/AV	N/AV	N/AV
Older than usual for grade	N/AV	N/AV	N/AV	N/AV
Out-of-school suspensions or expulsions for violent and/or criminal offenses	0.0%	No Change	0.0%	0.0%
Teachers (n=46)				
Teachers with advanced degrees	71.7%	Down from 72.3%	65.8%	63.0%
Continuing contract teachers	N/AV	N/AV	N/AV	N/AV
Teachers returning from previous year	96.5%	Up from 95.0%	90.1%	88.7%
Teacher attendance rate	99.1%	Up from 96.1%	95.1%	95.1%
Average teacher salary*	\$51,003	Up 1.3%	\$48,836	\$47,210
Classes not taught by highly qualified teachers	0.0%	No Change	0.0%	0.0%
Professional development days/teacher	12.5 days	Up from 11.8 days	10.1 days	10.5 days
School				
Principal's years at school	29.0	Up from 27.0	5.0	4.0
Student-teacher ratio in core subjects	21.5 to 1	Up from 19.9 to 1	20.6 to 1	20.0 to 1
Prime instructional time	95.9%	Up from 92.2%	90.8%	90.5%
Opportunities in the arts	Good	No Change	Good	Good
SACS accreditation	Yes	No Change	Yes	Yes
Parents attending conferences	100.0%	Up from 99.4%	100.0%	100.0%
Character development program	Excellent	No Change	Excellent	Excellent
Dollars spent per pupil**	\$6,867	Down 4.7%	\$6,781	\$7,247
Percent of expenditures for instruction**	72.4%	Up from 66.6%	69.6%	68.2%
Percent of expenditures for teacher salaries**	71.1%	Up from 63.5%	67.9%	65.7%
ESEA composite index score	99.3	N/A	96.4	91.9

* Length of contract = 185+ days.

** Prior year audited financial data available.

EVALUATION RESULTS

	Teachers	Students*	Parents*
Number of surveys returned	53	95	60
Percent satisfied with learning environment	100.0%	93.7%	96.6%
Percent satisfied with social and physical environment	96.1%	92.6%	94.9%
Percent satisfied with school-home relations	100.0%	95.8%	98.2%

*Only students at the highest elementary school grade level at this school and their parents were included.

REPORT OF PRINCIPAL AND SCHOOL IMPROVEMENT COUNCIL

Royall Elementary School has a well-deserved reputation for providing its students with an educational experience that is second to none. To continue this tradition of excellence, our faculty and staff remain committed to insuring that our school offers the very best in instructional techniques, teaching staff, educational resources, parental involvement and learning environment. Royall's success in achieving these goals has resulted in the following state and national recognition during the 2011-1012 school year:

Absolute Rating of "Excellent", SC State Department of Education
 Growth Rating of "Excellent", SC State Department of Education
 Closing the Achievement Gap Recognition, SC Education Oversight Committee
 Reading Renaissance Master School, Renaissance Learning
 Battle of the Books Winner for the 3rd Consecutive Year, Florence School District One.

Royall Elementary School is regionally accredited by the Southern Association of Colleges and Schools and is nationally accredited by the Commission of International and Trans-Regional Accreditation.

Our school has a clearly defined mission that is shared by Royall's faculty and staff, our students and our parents. Our commitment to the highest academic standards, high expectations and mutual trust and respect has resulted in a learning environment that is conducive to both teaching and learning.

Royall Elementary School is fortunate to enjoy the enthusiastic support of our parents and the Florence community. Our active Association of Parents and Teachers is a valuable resource, providing time and energy to a wide variety of special projects that enhance our school's offerings.

The construction of a replacement of our school on its existing site will require our temporary relocation for 2013-2014. As we prepare to leave our beloved building at the end of this school year, we are reminded once again that Royall Elementary School has had a very proud past and will have a very bright future!

Julie Smith, Principal
 Sharon Tanner, School Improvement Council

Comprehensive detail, including definitions of ratings, performance criteria, and explanations of status, is available on www.ed.sc.gov and www.eoc.sc.gov as well as school and school district websites.

Printed versions are available from school districts upon request.

Abbreviations Key

N/A Not Applicable N/AV Not Available N/C Not Collected N/R Not Reported I/S Insufficient Sample TBD To be determined
 NI Newly Identified CSI Continuing School Improvement CA Corrective Action RP Plan to Restructure R Restructure DELAY School Improvement Status HOLD School Improvement Status