



# SC Annual School Report Card Summary

McLaurin Elementary  
 Florence school District One  
 Grades: PK-4 Enrollment: 841  
 Principal: Deborah L. Cribb  
 Superintendent: Dr. Allie E. Brooks  
 Board Chair: Porter Stewart

## PERFORMANCE

Comprehensive detail, including definitions of ratings, performance criteria, and explanations of status, is available on [www.ed.sc.gov](http://www.ed.sc.gov) and [www.eoc.sc.gov](http://www.eoc.sc.gov) as well as school and school district websites. Printed versions are available from school districts upon request.

YEAR	ABSOLUTE RATING	GROWTH RATING	PALMETTO GOLD AND SILVER AWARD		ESEA/FEDERAL ACCOUNTABILITY RATING SYSTEM	
			General Performance	Closing the Gap	ESEA Grade	Accountability Indicator
2012	Excellent	Good	TBD	TBD	A	Focus
2011	Good	Average	Silver	N/A	Met	N/A
2010	Average	Average	N/A	N/A	Not Met	N/A

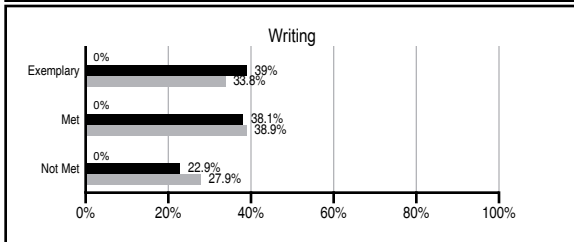
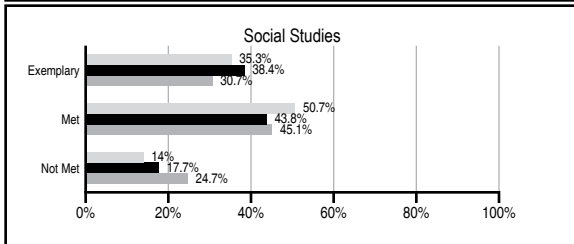
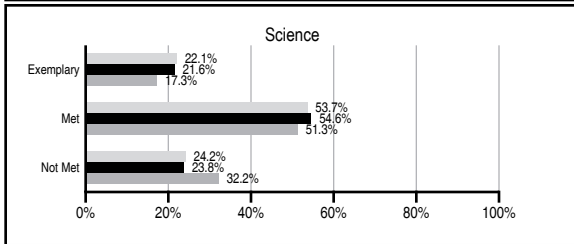
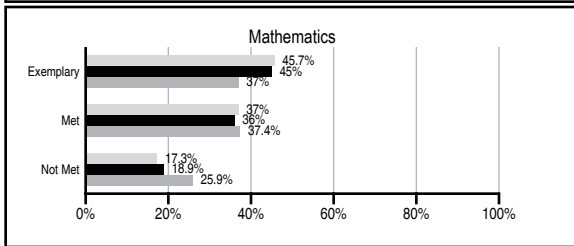
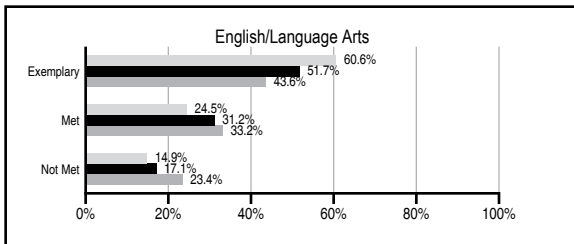
## ABSOLUTE RATINGS OF ELEMENTARY SCHOOLS WITH STUDENTS LIKE OURS\*

EXCELLENT	GOOD	AVERAGE	BELOW AVERAGE	AT-RISK
47	29	10	1	0

\* Ratings are calculated with data available by 11/07/2012. Schools with Students Like Ours are Elementary Schools with Poverty Indices of no more than 5% above or below the index for this school.

## PASS PERFORMANCE

Our School
  Elementary Schools with Students Like Ours
  Elementary schools statewide



## NAEP PERFORMANCE\*

\* Performance reported for SC and nation, data not available at school level. Percentages at NAEP Achievement Levels.



## SC PERFORMANCE VISION

*By 2020 all students will graduate with the knowledge and skills necessary to compete successfully in the global economy, participate in a democratic society and contribute positively as members of families and communities.*

### Abbreviations Key

N/A Not Applicable N/AV Not Available N/C Not Collected N/R Not Reported I/S Insufficient Sample TBD To be determined

# McLaurin Elementary [Florence school District One]

## SCHOOL PROFILE

	Our School	Change from Last Year	Elementary Schools with Students Like Ours	Median Elementary School
<b>Students (n=841)</b>				
Retention rate	2.9%	Up from 2.5%	0.9%	1.0%
Attendance rate	96.8%	Up from 95.8%	96.8%	96.6%
Served by gifted and talented program	N/AV	N/AV	N/AV	N/AV
With disabilities other than speech	N/AV	N/AV	N/AV	N/AV
Older than usual for grade	N/AV	N/AV	N/AV	N/AV
Out-of-school suspensions or expulsions for violent and/or criminal offenses	0.0%	No Change	0.0%	0.0%
<b>Teachers (n=47)</b>				
Teachers with advanced degrees	53.2%	Up from 52.1%	63.6%	63.0%
Continuing contract teachers	N/AV	N/AV	N/AV	N/AV
Teachers returning from previous year	96.5%	Up from 95.0%	90.4%	88.7%
Teacher attendance rate	98.8%	Up from 94.5%	95.1%	95.1%
Average teacher salary*	\$46,755	Up 2.2%	\$48,828	\$47,210
Classes not taught by highly qualified teachers	0.2%	Up from 0.0%	0.0%	0.0%
Professional development days/teacher	9.4 days	Down from 11.2 days	10.8 days	10.5 days
<b>School</b>				
Principal's years at school	13.0	Up from 12.0	5.0	4.0
Student-teacher ratio in core subjects	17.6 to 1	Down from 20.8 to 1	20.3 to 1	20.0 to 1
Prime instructional time	94.9%	Up from 89.8%	90.6%	90.5%
Opportunities in the arts	Good	No Change	Good	Good
SACS accreditation	Yes	No Change	Yes	Yes
Parents attending conferences	100.0%	No Change	100.0%	100.0%
Character development program	Good	No Change	Excellent	Excellent
Dollars spent per pupil**	\$6,396	Down 8.6%	\$6,736	\$7,247
Percent of expenditures for instruction**	70.5%	Up from 68.8%	68.4%	68.2%
Percent of expenditures for teacher salaries**	68.5%	Up from 66.1%	66.4%	65.7%
ESEA composite index score	99.5	N/A	94.6	91.9

\* Length of contract = 185+ days.

\*\* Prior year audited financial data available.

## EVALUATION RESULTS

	Teachers	Students*	Parents*
Number of surveys returned	43	86	70
Percent satisfied with learning environment	100.0%	85.9%	92.8%
Percent satisfied with social and physical environment	97.7%	81.2%	91.3%
Percent satisfied with school-home relations	93.0%	85.9%	97.1%

\*Only students at the highest elementary school grade level at this school and their parents were included.

## REPORT OF PRINCIPAL AND SCHOOL IMPROVEMENT COUNCIL

Dear Parents and Community Members,

The staff, students, and parents at McLaurin Elementary are proud of the progress we have made this year. McLaurin students continue to improve academically and we continue to see the attendance rate for students and teachers increase. McLaurin received an average rating on the School Report Card for the 2010-11 school year.

We are proud of the many accomplishments we made during the last year which include: Our teachers continued extensive professional study sessions this year with a focus on building community in the classroom and with our parents. We provided after school tutoring for 52 students. Early intervention was provided to students needing additional instruction in reading. Our students, staff, and parents walked over 20,000 miles this year during our walking program. McLaurin students read over 60,000 books this year. Our school was recognized as a Silver Award winner by the State Department of Education for improved academic success on the state assessments.

Our staff is dedicated to providing our students with a strong academic program enhanced with an equally strong focus on character. Daily communication with our parents through student agenda books is a means to keep parents informed and involved in their child's education. In addition to the agenda book communications, teachers provided good news messages to all students throughout the year. Our school also held two additional conference days to allow our parents more opportunities to be involved.

We are extremely fortunate to have a strong component of community involvement at McLaurin. Our Terrific Kids program is sponsored by a local Kiwanis club. Our school is actively involved with the Faith Based Support Initiative. We have several area churches that have adopted our school and provide encouragement and support to our school family. These churches provide an after school Bible Club for students. These churches also provide mentors and tutors who work with our students during the school day. Our school is also a member of the National Network or Partnership Schools which encourages family and community involvement.

McLaurin's Association of Parents (APT) and our School Improvement Council are vital to the success of McLaurin. Our APT raised funds to offer financial support for the overall program at McLaurin. Our School Improvement Council and APT focus for this year was increasing parental involvement and making improvements to our playgrounds. We continue to have strong parental involvement in meetings, conferences, and other events offered at our school. This year the projects included new play structures on the kindergarten playground as well as picnic tables and umbrellas on our primary playground. McLaurin is a community where expectations are high, and everyone is encouraged to be a lifelong learner.

Deborah Cribb, Principal  
Jay Terry, School Improvement Council Chairperson

Comprehensive detail, including definitions of ratings, performance criteria, and explanations of status, is available on [www.ed.sc.gov](http://www.ed.sc.gov) and [www.eoc.sc.gov](http://www.eoc.sc.gov) as well as school and school district websites.

Printed versions are available from school districts upon request.

### Abbreviations Key

N/A Not Applicable N/AV Not Available N/C Not Collected N/R Not Reported I/S Insufficient Sample TBD To be determined  
NI Newly Identified CSI Continuing School Improvement CA Corrective Action RP Plan to Restructure R Restructure DELAY School Improvement Status HOLD School Improvement Status