



SC Annual School Report Card Summary

Delmae Heights Elementary
 Florence school District One
 Grades: K-4 Enrollment: 803
 Principal: Roy Ann Jolley
 Superintendent: Dr. Allie E. Brooks
 Board Chair: Porter Stewart

PERFORMANCE

Comprehensive detail, including definitions of ratings, performance criteria, and explanations of status, is available on www.ed.sc.gov and www.eoc.sc.gov as well as school and school district websites. Printed versions are available from school districts upon request.

| YEAR | ABSOLUTE RATING | GROWTH RATING | PALMETTO GOLD AND SILVER AWARD | | ESEA/FEDERAL ACCOUNTABILITY RATING SYSTEM | |
|------|-----------------|---------------|--------------------------------|-----------------|---|--------------------------|
| | | | General Performance | Closing the Gap | ESEA Grade | Accountability Indicator |
| 2012 | Good | Average | TBD | TBD | A | Reward |
| 2011 | Average | Average | Silver | N/A | Not Met | N/A |
| 2010 | Average | Good | Silver | N/A | Met | N/A |

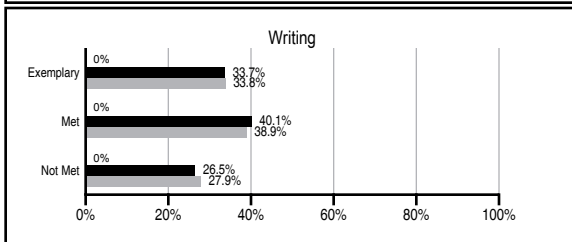
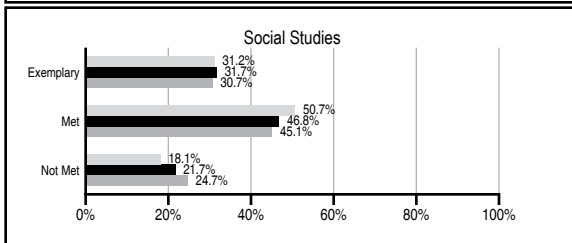
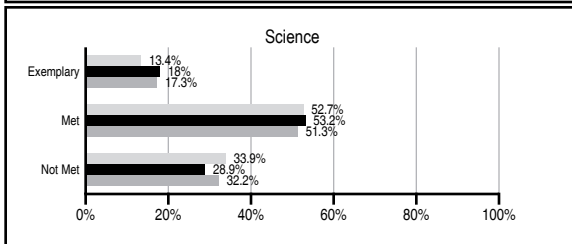
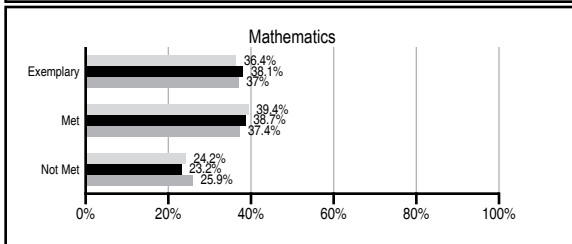
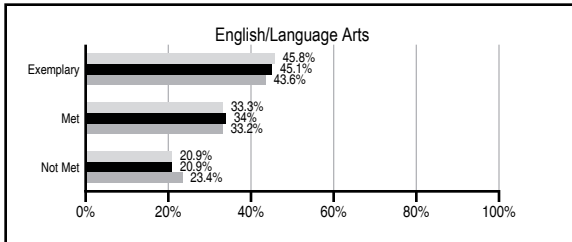
ABSOLUTE RATINGS OF ELEMENTARY SCHOOLS WITH STUDENTS LIKE OURS*

| EXCELLENT | GOOD | AVERAGE | BELOW AVERAGE | AT-RISK |
|-----------|------|---------|---------------|---------|
| 28 | 51 | 46 | 1 | 0 |

* Ratings are calculated with data available by 11/07/2012. Schools with Students Like Ours are Elementary Schools with Poverty Indices of no more than 5% above or below the index for this school.

PASS PERFORMANCE

Our School
 Elementary Schools with Students Like Ours
 Elementary schools statewide



NAEP PERFORMANCE*

* Performance reported for SC and nation, data not available at school level. Percentages at NAEP Achievement Levels.



SC PERFORMANCE VISION

By 2020 all students will graduate with the knowledge and skills necessary to compete successfully in the global economy, participate in a democratic society and contribute positively as members of families and communities.

Abbreviations Key

N/A Not Applicable N/AV Not Available N/C Not Collected N/R Not Reported I/S Insufficient Sample TBD To be determined

Delmae Heights Elementary [Florence school District

SCHOOL PROFILE

| | Our School | Change from Last Year | Elementary Schools with Students Like Ours | Median Elementary School |
|--|------------|-----------------------|--|--------------------------|
| Students (n=803) | | | | |
| Retention rate | 0.9% | Down from 2.4% | 1.1% | 1.0% |
| Attendance rate | 96.1% | Up from 95.7% | 96.5% | 96.6% |
| Served by gifted and talented program | N/AV | N/AV | N/AV | N/AV |
| With disabilities other than speech | N/AV | N/AV | N/AV | N/AV |
| Older than usual for grade | N/AV | N/AV | N/AV | N/AV |
| Out-of-school suspensions or expulsions for violent and/or criminal offenses | 0.0% | No Change | 0.0% | 0.0% |
| Teachers (n=50) | | | | |
| Teachers with advanced degrees | 48.0% | Up from 47.2% | 61.8% | 63.0% |
| Continuing contract teachers | N/AV | N/AV | N/AV | N/AV |
| Teachers returning from previous year | 92.1% | Up from 90.3% | 89.9% | 88.7% |
| Teacher attendance rate | 99.5% | Up from 96.4% | 95.1% | 95.1% |
| Average teacher salary* | \$42,893 | Down 2.1% | \$47,463 | \$47,210 |
| Classes not taught by highly qualified teachers | 0.0% | Down from 3.6% | 0.0% | 0.0% |
| Professional development days/teacher | 19.2 days | Up from 18.7 days | 10.9 days | 10.5 days |
| School | | | | |
| Principal's years at school | 12.0 | Up from 11.0 | 5.0 | 4.0 |
| Student-teacher ratio in core subjects | 15.4 to 1 | Down from 15.7 to 1 | 19.8 to 1 | 20.0 to 1 |
| Prime instructional time | 95.1% | Up from 91.7% | 90.3% | 90.5% |
| Opportunities in the arts | Good | No Change | Good | Good |
| SACS accreditation | Yes | No Change | Yes | Yes |
| Parents attending conferences | 99.4% | Down from 100.0% | 100.0% | 100.0% |
| Character development program | Excellent | No Change | Excellent | Excellent |
| Dollars spent per pupil** | \$6,114 | Up 0.2% | \$6,926 | \$7,247 |
| Percent of expenditures for instruction** | 70.7% | Up from 69.6% | 67.8% | 68.2% |
| Percent of expenditures for teacher salaries** | 68.6% | Up from 65.8% | 65.7% | 65.7% |
| ESEA composite index score | 94.2 | N/A | 91.5 | 91.9 |

* Length of contract = 185+ days.

** Prior year audited financial data available.

EVALUATION RESULTS

| | Teachers | Students* | Parents* |
|--|----------|-----------|----------|
| Number of surveys returned | 28 | 146 | 67 |
| Percent satisfied with learning environment | 89.3% | 87.5% | 92.3% |
| Percent satisfied with social and physical environment | 85.7% | 80.0% | 86.4% |
| Percent satisfied with school-home relations | 96.2% | 81.0% | 90.9% |

*Only students at the highest elementary school grade level at this school and their parents were included.

Comprehensive detail, including definitions of ratings, performance criteria, and explanations of status, is available on www.ed.sc.gov and www.eoc.sc.gov as well as school and school district websites.

Printed versions are available from school districts upon request.

REPORT OF PRINCIPAL AND SCHOOL IMPROVEMENT COUNCIL

Parents, Community, and All Delmae Stakeholders,

Delmae Heights Elementary School prides itself on being a school where "Kids and Character Count"! Our staff strives for academic excellence for all students through a program of instructional excellence which includes both staff development for teachers and classroom instruction for students.

Our school wide instructional emphasis includes, differentiated instruction based on data, inclusion of supplemental instructional programs to include Reading Renaissance, Accelerated Math, Math Out of the Box, Everyday Calendar Counts Math, Science Foss Kits, Literacy Workstations, Thinking Maps and an increase use of technology to enhance instruction. Four of our teachers are National Board certified and we have had five finalists in the District's Teacher of the Year Program.

These effective instructional programs, dedicated staff high expectations for students has resulted in Delmae being the recipient of a Palmetto Silver Award, a second time recipient of an FSD1 School Foundation Grant for technology, inclusion in NNPS's Promising Practices Publication and being the recipient of an Emerging School of Character Award.

Our school-wide character emphasis includes a school wide Character Curriculum (Character Counts). Students are also involved in many service projects throughout the year that provide opportunities to support local and national organizations such as Harvest Hope and Operation Christmas Child.

Our SIC and APT parent groups plan and carry out meetings, address concerns and issues that affect our school, sponsor fundraisers, and other school events which build a sense of family and raise monies for educational, recreational, and beautification projects at our school. We are also a member of NNPS (National Network of Partnership Schools) and sponsor four Title One Family Nights each year.

Community and business partnerships also play a role in our school. Our school is apart of the district's Faith-Based Volunteer initiative. In addition, our APT volunteers, monthly Pro Dads Breakfast and Helping Hands programs provide additional opportunities for parent and community involvement.

Visit our Picture Parade (a link on our website) for a complete pictorial representation of our school activities, programs and yearly highlights. All of these things – instruction, extracurricular activities, parent and community involvement, and character education – continue to educate the head, the heart and the hands of our students while making Delmae a "Place Where Kids and Character Count and where we are Going for the Gold!"

Roy Ann Jolley, Principal

Barry Townsend,

SIC Chairperson

Abbreviations Key

N/A Not Applicable N/AV Not Available N/C Not Collected N/R Not Reported I/S Insufficient Sample TBD To be determined

NI Newly Identified CSI Continuing School Improvement CA Corrective Action RP Plan to Restructure R Restructure DELAY School Improvement Status HOLD School Improvement Status