



# SC Annual School Report Card Summary

Carver Elementary School  
 Florence school District One  
 Grades: PK-4 Enrollment: 894  
 Principal: Chris Rogers  
 Superintendent: Dr. Allie E. Brooks  
 Board Chair: Porter Stewart

## PERFORMANCE

Comprehensive detail, including definitions of ratings, performance criteria, and explanations of status, is available on [www.ed.sc.gov](http://www.ed.sc.gov) and [www.eoc.sc.gov](http://www.eoc.sc.gov) as well as school and school district websites. Printed versions are available from school districts upon request.

YEAR	ABSOLUTE RATING	GROWTH RATING	PALMETTO GOLD AND SILVER AWARD		ESEA/FEDERAL ACCOUNTABILITY RATING SYSTEM	
			General Performance	Closing the Gap	ESEA Grade	Accountability Indicator
2012	Excellent	Excellent	TBD	TBD	A	N/A
2011	Excellent	Excellent	Gold	Silver	Met	N/A
2010	Excellent	Excellent	Gold	Silver	Met	N/A

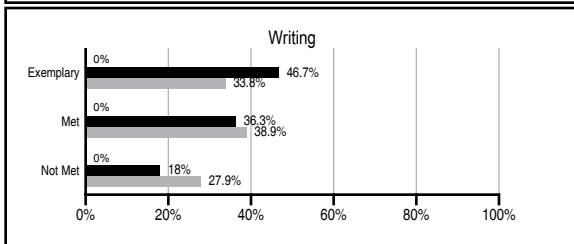
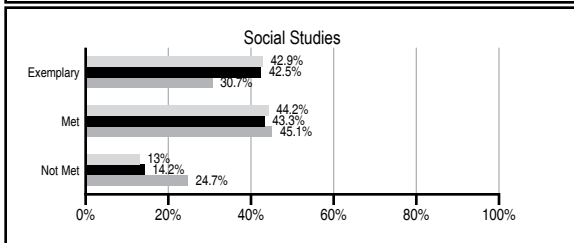
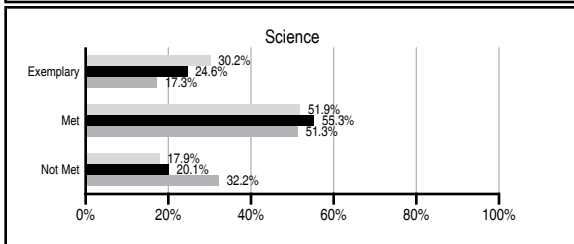
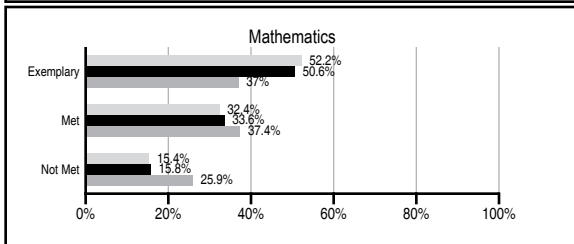
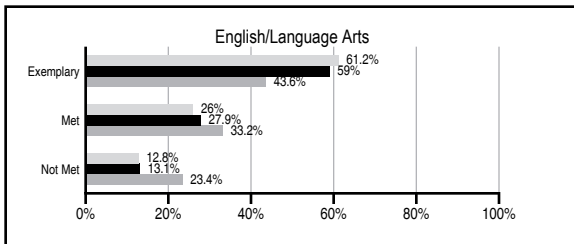
## ABSOLUTE RATINGS OF ELEMENTARY SCHOOLS WITH STUDENTS LIKE OURS\*

EXCELLENT	GOOD	AVERAGE	BELOW AVERAGE	AT-RISK
35	11	0	1	0

\* Ratings are calculated with data available by 11/07/2012. Schools with Students Like Ours are Elementary Schools with Poverty Indices of no more than 5% above or below the index for this school.

## PASS PERFORMANCE

Our School  
 Elementary Schools with Students Like Ours  
 Elementary schools statewide



## NAEP PERFORMANCE\*

\* Performance reported for SC and nation, data not available at school level. Percentages at NAEP Achievement Levels.



## SC PERFORMANCE VISION

*By 2020 all students will graduate with the knowledge and skills necessary to compete successfully in the global economy, participate in a democratic society and contribute positively as members of families and communities.*

### Abbreviations Key

N/A Not Applicable N/AV Not Available N/C Not Collected N/R Not Reported I/S Insufficient Sample TBD To be determined

# Carver Elementary School [Florence school District One]

## SCHOOL PROFILE

	Our School	Change from Last Year	Elementary Schools with Students Like Ours	Median Elementary School
<b>Students (n=894)</b>				
Retention rate	1.4%	Down from 1.5%	1.1%	1.0%
Attendance rate	96.8%	Up from 96.2%	97.0%	96.6%
Served by gifted and talented program	N/AV	N/AV	N/AV	N/AV
With disabilities other than speech	N/AV	N/AV	N/AV	N/AV
Older than usual for grade	N/AV	N/AV	N/AV	N/AV
Out-of-school suspensions or expulsions for violent and/or criminal offenses	0.0%	No Change	0.0%	0.0%
<b>Teachers (n=56)</b>				
Teachers with advanced degrees	60.7%	Up from 59.6%	69.0%	63.0%
Continuing contract teachers	N/AV	N/AV	N/AV	N/AV
Teachers returning from previous year	94.5%	Up from 93.4%	90.7%	88.7%
Teacher attendance rate	98.3%	Up from 94.8%	95.2%	95.1%
Average teacher salary*	\$50,960	Up 1.1%	\$48,697	\$47,210
Classes not taught by highly qualified teachers	2.1%	Down from 2.9%	0.0%	0.0%
Professional development days/teacher	10.1 days	Down from 10.6 days	8.9 days	10.5 days
<b>School</b>				
Principal's years at school	3.0	Up from 2.0	4.0	4.0
Student-teacher ratio in core subjects	23.9 to 1	Up from 21.3 to 1	20.8 to 1	20.0 to 1
Prime instructional time	95.1%	Up from 90.8%	91.6%	90.5%
Opportunities in the arts	Good	No Change	Good	Good
SACS accreditation	Yes	No Change	Yes	Yes
Parents attending conferences	100.0%	No Change	100.0%	100.0%
Character development program	Average	Up from Below Average	Excellent	Excellent
Dollars spent per pupil**	\$6,451	Down 5.1%	\$6,824	\$7,247
Percent of expenditures for instruction**	72.4%	Up from 72.0%	68.7%	68.2%
Percent of expenditures for teacher salaries**	70.9%	Up from 69.1%	66.6%	65.7%
ESEA composite index score	97.9	N/A	97.1	91.9

\* Length of contract = 185+ days.

\*\* Prior year audited financial data available.

## EVALUATION RESULTS

	Teachers	Students*	Parents*
Number of surveys returned	47	156	99
Percent satisfied with learning environment	100.0%	90.4%	98.0%
Percent satisfied with social and physical environment	100.0%	91.6%	95.9%
Percent satisfied with school-home relations	100.0%	90.8%	94.9%

\*Only students at the highest elementary school grade level at this school and their parents were included.

## REPORT OF PRINCIPAL AND SCHOOL IMPROVEMENT COUNCIL

Carver Elementary School provides excellent services for approximately 920 students from pre-kindergarten to 4th grade. Our mission is to prepare students to become productive, responsible citizens and lifelong learners. Carver is an award-winning school, meeting AYP for the past 7 years. Other state recognition includes "Closing the Achievement Gap" between subgroups in 2004, 2006, 2007, 2008, 2009, 2010 and 2011, receiving the Palmetto Gold and Silver Awards, as well as receiving the National Blue Ribbon Award and the Physical Fitness and Healthy School Awards. Carver has also been recognized as a Red Carpet School, School of Promise and a SMART Showcase Elite School.

Carver has an exceptional staff. There are 13 National Board Certified teachers on staff, 71% hold advanced degrees, and 100% of the full-time and paraprofessional teaching staff meet the federal standards of "Highly Qualified". Teachers pursue ongoing professional development to ensure that best practices are available to all students.

Carver utilizes an integrated, standards-based curriculum that emphasizes technology. Technology resources used to engage students include a portable wireless lab, software programs, Internet resources, computer lab activities, SMART Boards, Smart Response Systems, Flash masters, and streamline videos. Carver has a balanced language arts program providing a literacy lab, Reading Renaissance, and "Write...from the Beginning," a writing program that is used in K-4. In Math, a variety of hands-on programs such as Everyday Math, Everyday Counts Calendar Math and Math 4 Today are used. MAP testing is done in the fall to help identify student levels in reading, language, and math, and again in the spring to determine growth in these areas. Compass Learning-Odyssey, a computer-based program, is used in conjunction with MAP to provide engaging activities for differing levels of achievement and learning styles. Other programs include a computer lab, art, music, and physical education.

At Carver, our parents and community are involved. Carver has an active PTO and School Improvement Council. Volunteers can be found leading the Thanksgiving Festival, serving as tutors and mentors, and working with our Positive Behavior System (Bear Bucks), just to name a few areas. Carver has numerous contributors and community, business, and college partners.

Carver offers many enrichment opportunities for our students, which makes our school truly a great place for children to learn.

Chris Rogers, Principal  
Marcy Miller, Chairperson, School Improvement Council

Comprehensive detail, including definitions of ratings, performance criteria, and explanations of status, is available on [www.ed.sc.gov](http://www.ed.sc.gov) and [www.eoc.sc.gov](http://www.eoc.sc.gov) as well as school and school district websites.

Printed versions are available from school districts upon request.

### Abbreviations Key

N/A Not Applicable N/AV Not Available N/C Not Collected N/R Not Reported I/S Insufficient Sample TBD To be determined

NI Newly Identified CSI Continuing School Improvement CA Corrective Action RP Plan to Restructure R Restructure DELAY School Improvement Status HOLD School Improvement Status