



SC Annual School Report Card Summary

Briggs Elementary School
 Florence school District One
 Grades: K-6 Enrollment: 674
 Principal: Martin Schmid
 Superintendent: Dr. Allie E. Brooks
 Board Chair: Porter Stewart

PERFORMANCE

Comprehensive detail, including definitions of ratings, performance criteria, and explanations of status, is available on www.ed.sc.gov and www.eoc.sc.gov as well as school and school district websites. Printed versions are available from school districts upon request.

YEAR	ABSOLUTE RATING	GROWTH RATING	PALMETTO GOLD AND SILVER AWARD		ESEA/FEDERAL ACCOUNTABILITY RATING SYSTEM	
			General Performance	Closing the Gap	ESEA Grade	Accountability Indicator
2012	Good	Average	TBD	TBD	A	N/A
2011	Good	Good	Silver	N/A	Not Met	CA
2010	Average	Average	N/A	N/A	Not Met	CSI

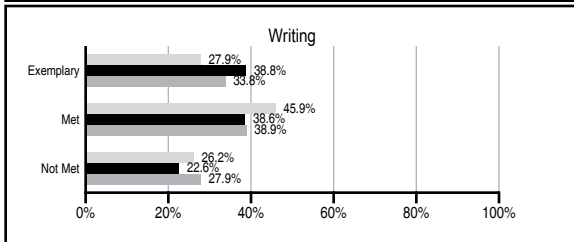
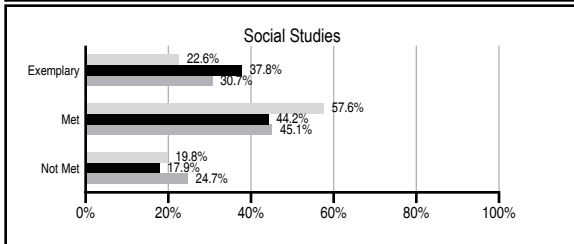
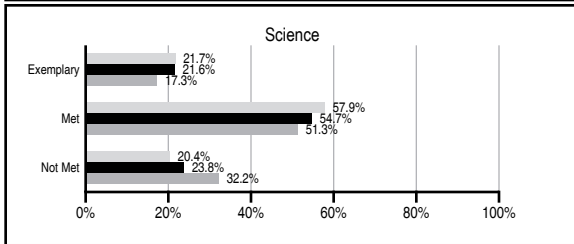
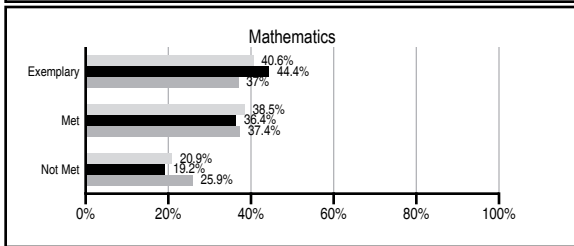
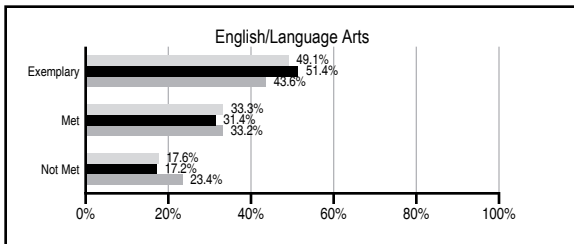
ABSOLUTE RATINGS OF ELEMENTARY SCHOOLS WITH STUDENTS LIKE OURS*

EXCELLENT	GOOD	AVERAGE	BELOW AVERAGE	AT-RISK
42	32	11	1	0

* Ratings are calculated with data available by 11/07/2012. Schools with Students Like Ours are Elementary Schools with Poverty Indices of no more than 5% above or below the index for this school.

PASS PERFORMANCE

Our School
 Elementary Schools with Students Like Ours
 Elementary schools statewide



NAEP PERFORMANCE*

* Performance reported for SC and nation, data not available at school level. Percentages at NAEP Achievement Levels.



SC PERFORMANCE VISION

By 2020 all students will graduate with the knowledge and skills necessary to compete successfully in the global economy, participate in a democratic society and contribute positively as members of families and communities.

Abbreviations Key

N/A Not Applicable N/AV Not Available N/C Not Collected N/R Not Reported I/S Insufficient Sample TBD To be determined

Briggs Elementary School [Florence school District One]

SCHOOL PROFILE

	Our School	Change from Last Year	Elementary Schools with Students Like Ours	Median Elementary School
Students (n=674)				
Retention rate	2.2%	Up from 0.6%	0.9%	1.0%
Attendance rate	96.0%	Up from 95.5%	96.8%	96.6%
Served by gifted and talented program	N/AV	N/AV	N/AV	N/AV
With disabilities other than speech	N/AV	N/AV	N/AV	N/AV
Older than usual for grade	N/AV	N/AV	N/AV	N/AV
Out-of-school suspensions or expulsions for violent and/or criminal offenses	0.0%	No Change	0.0%	0.0%
Teachers (n=41)				
Teachers with advanced degrees	63.4%	Down from 64.3%	64.3%	63.0%
Continuing contract teachers	N/AV	N/AV	N/AV	N/AV
Teachers returning from previous year	90.3%	Down from 92.0%	89.1%	88.7%
Teacher attendance rate	99.1%	Up from 96.4%	95.0%	95.1%
Average teacher salary*	\$48,566	Up 0.2%	\$48,812	\$47,210
Classes not taught by highly qualified teachers	0.3%	Up from 0.0%	0.0%	0.0%
Professional development days/teacher	10.7 days	Down from 13.6 days	11.7 days	10.5 days
School				
Principal's years at school	14.0	Up from 13.0	5.0	4.0
Student-teacher ratio in core subjects	19.3 to 1	Down from 20.1 to 1	20.2 to 1	20.0 to 1
Prime instructional time	94.5%	Up from 91.1%	90.1%	90.5%
Opportunities in the arts	Good	No Change	Good	Good
SACS accreditation	Yes	No Change	Yes	Yes
Parents attending conferences	100.0%	Up from 99.9%	100.0%	100.0%
Character development program	Excellent	No Change	Excellent	Excellent
Dollars spent per pupil**	\$6,680	Down 10.1%	\$6,951	\$7,247
Percent of expenditures for instruction**	66.6%	Down from 68.2%	68.0%	68.2%
Percent of expenditures for teacher salaries**	64.7%	Down from 66.2%	66.3%	65.7%
ESEA composite index score	93.1	N/A	94.9	91.9

* Length of contract = 185+ days.

** Prior year audited financial data available.

EVALUATION RESULTS

	Teachers	Students*	Parents*
Number of surveys returned	45	99	60
Percent satisfied with learning environment	97.8%	85.7%	93.3%
Percent satisfied with social and physical environment	100.0%	86.9%	84.7%
Percent satisfied with school-home relations	97.7%	91.8%	91.5%

*Only students at the highest elementary school grade level at this school and their parents were included.

REPORT OF PRINCIPAL AND SCHOOL IMPROVEMENT COUNCIL

Dear Parents and Community of Briggs Elementary School,

The entire Briggs community is to be commended for their initiative, dedication, and hard work during the 2011-12 school year. We pride ourselves on the philosophy of meeting the needs of all of our students.

Making a difference with each individual student is our main emphasis. Our school-wide efforts continue to be directed toward established goals that are aligned to Florence School District One and our School Renewal Plan. "A Tradition of Excellence" was our yearly theme. Students and staff members participated in several service-learning projects that benefited local, national and international organizations.

We are extremely proud of the significant improvement in PASS scores resulting in Palmetto Silver Award state recognition. Our Effective School Plan was implemented to address state standards utilizing data from MAP, Accelerated Math, Tests for Higher Standards and COMPASS assessment tools that identify specific areas of need for each child.

School-wide commitment to early literacy evidenced through our LEAP Lab, vigorous commitment to technology noted by the allocation of notebook computers, LCD projectors, Smartboards, document cameras, hardware upgrades, and several software programs (United Streaming, Brain Pop, etc.) to all teachers truly made a difference.

Our school continues accreditation with an "All Clear" rating through the Southern Association of Colleges and Schools.

The Briggs Association of Parents and Teachers and the School Improvement Council work in concert to continue to support outstanding work at our school. Their mini grants fund many teacher initiated enrichment activities. Our third annual "Taste of Briggs" was a huge community success.

Our school stakeholders continue to work together to ensure that Briggs remains a wonderful place to grow and be challenged.

Sincerely,
Martin Schmid, Principal
Ruth Watts, School Improvement Council Chair

Comprehensive detail, including definitions of ratings, performance criteria, and explanations of status, is available on www.ed.sc.gov and www.eoc.sc.gov as well as school and school district websites.

Printed versions are available from school districts upon request.

Abbreviations Key

N/A Not Applicable N/AV Not Available N/C Not Collected N/R Not Reported I/S Insufficient Sample TBD To be determined
NI Newly Identified CSI Continuing School Improvement CA Corrective Action RP Plan to Restructure R Restructure DELAY School Improvement Status HOLD School Improvement Status