



SC Annual School Report Card Summary

Geiger Elementary School
 The School District of Fairfield County
 Grades: PK-6 Enrollment: 326
 Principal: Myra Combs-Bramlett
 Superintendent: Dr. Floride Calvert
 Board Chair: Andrea Harrison

PERFORMANCE

Comprehensive detail, including definitions of ratings, performance criteria, and explanations of status, is available on www.ed.sc.gov and www.eoc.sc.gov as well as school and school district websites. Printed versions are available from school districts upon request.

YEAR	ABSOLUTE RATING	GROWTH RATING	PALMETTO GOLD AND SILVER AWARD		ESEA/FEDERAL ACCOUNTABILITY RATING SYSTEM	
			General Performance	Closing the Gap	ESEA Grade	Accountability Indicator
2012	Below Average	At-Risk	TBD	TBD	C	N/A
2011	Below Average	Average	N/A	N/A	Not Met	N/A
2010	Below Average	Average	N/A	N/A	Met	N/A

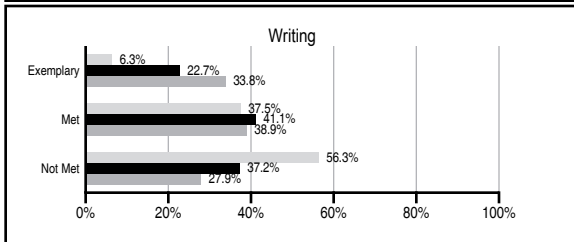
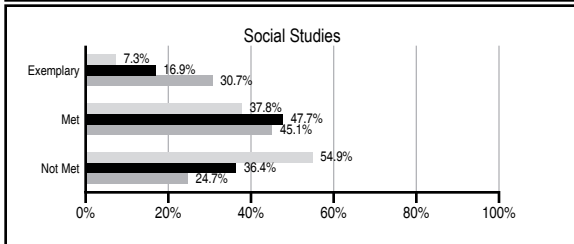
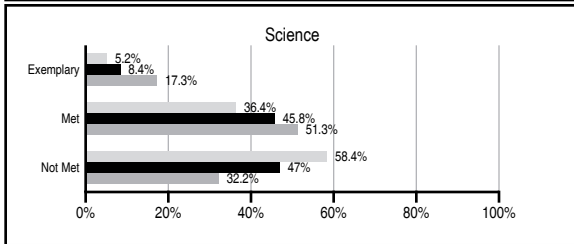
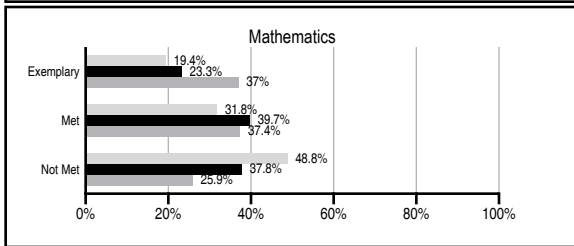
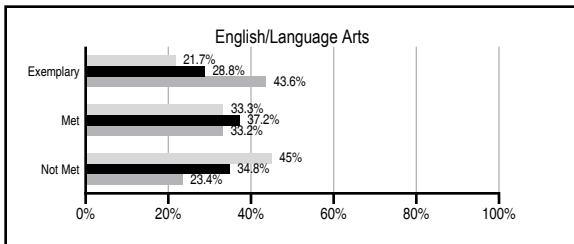
ABSOLUTE RATINGS OF ELEMENTARY SCHOOLS WITH STUDENTS LIKE OURS*

EXCELLENT	GOOD	AVERAGE	BELOW AVERAGE	AT-RISK
4	12	114	47	19

* Ratings are calculated with data available by 11/07/2012. Schools with Students Like Ours are Elementary Schools with Poverty Indices of no more than 5% above or below the index for this school.

PASS PERFORMANCE

Our School
 Elementary Schools with Students Like Ours
 Elementary schools statewide



NAEP PERFORMANCE*

* Performance reported for SC and nation, data not available at school level. Percentages at NAEP Achievement Levels.



SC PERFORMANCE VISION

By 2020 all students will graduate with the knowledge and skills necessary to compete successfully in the global economy, participate in a democratic society and contribute positively as members of families and communities.

Abbreviations Key

N/A Not Applicable N/AV Not Available N/C Not Collected N/R Not Reported I/S Insufficient Sample TBD To be determined

Geiger Elementary School
[The School District of Fairfield County]

SCHOOL PROFILE

	Our School	Change from Last Year	Elementary Schools with Students Like Ours	Median Elementary School
Students (n=326)				
Retention rate	0.0%	No Change	1.3%	1.0%
Attendance rate	96.9%	No Change	96.3%	96.6%
Served by gifted and talented program	N/AV	N/AV	N/AV	N/AV
With disabilities other than speech	N/AV	N/AV	N/AV	N/AV
Older than usual for grade	N/AV	N/AV	N/AV	N/AV
Out-of-school suspensions or expulsions for violent and/or criminal offenses	0.6%	Up from 0.0%	0.0%	0.0%
Teachers (n=23)				
Teachers with advanced degrees	56.5%	Down from 60.0%	61.1%	63.0%
Continuing contract teachers	N/AV	N/AV	N/AV	N/AV
Teachers returning from previous year	89.8%	Up from 75.4%	85.5%	88.7%
Teacher attendance rate	89.3%	Down from 94.2%	95.2%	95.1%
Average teacher salary*	\$45,880	Up 3.2%	\$45,175	\$47,210
Classes not taught by highly qualified teachers	0.0%	No Change	0.0%	0.0%
Professional development days/teacher	6.4 days	Down from 8.1 days	10.4 days	10.5 days
School				
Principal's years at school	12.0	Up from 11.0	4.0	4.0
Student-teacher ratio in core subjects	11.0 to 1	Down from 17.4 to 1	18.5 to 1	20.0 to 1
Prime instructional time	85.3%	Down from 89.6%	90.6%	90.5%
Opportunities in the arts	Good	No Change	Good	Good
SACS accreditation	Yes	No Change	Yes	Yes
Parents attending conferences	34.1%	Down from 96.6%	100.0%	100.0%
Character development program	Below Average	No Change	Excellent	Excellent
Dollars spent per pupil**	\$8,090	Down 6.7%	\$7,914	\$7,247
Percent of expenditures for instruction**	64.4%	Up from 62.4%	66.9%	68.2%
Percent of expenditures for teacher salaries**	62.6%	Up from 61.5%	63.3%	65.7%
ESEA composite index score	76.4	N/A	86.5	91.9

* Length of contract = 185+ days.

** Prior year audited financial data available.

EVALUATION RESULTS

	Teachers	Students*	Parents*
Number of surveys returned	23	42	16
Percent satisfied with learning environment	54.5%	57.1%	68.8%
Percent satisfied with social and physical environment	52.2%	54.8%	80.0%
Percent satisfied with school-home relations	47.6%	81.0%	66.7%

*Only students at the highest elementary school grade level at this school and their parents were included.

REPORT OF PRINCIPAL AND SCHOOL IMPROVEMENT COUNCIL

Geiger Elementary School, located in southern region of Fairfield County, continues to be a staple in the Ridgeway Community. The school serves approximately 330 students in grades CD 3 through six. Geiger's greatest strengths come from its wonderful student body, excellent parent and community support, and dedicated staff. Collectively, these stakeholders display that "Tiger Pride" of Geiger Elementary School in all areas of the organization.

We are proud of our positive and nurturing learning environment where students work toward achieving academic excellence. Student achievement continues to be a top priority, as teachers differentiate instruction and utilize data to meet the learning needs of each student. Our school receives federal funds which enable us to decrease student-teacher ratios, provide continuous professional development for teachers, and purchase a variety of resources to support classroom instruction. We also utilize the latest technology, such as interactive whiteboards and wireless Google Chromebooks to maximize student achievement.

Our students participate in numerous academic activities throughout the year such as: Leading and Educating Girls Across Schools and Communities (LEGASC), Reading is Fundamental (RIF), Tiger Totes Family Literacy, After School Enrichment, CATCH, and the Science Fair.

In addition to providing a rigorous academic curriculum, the school continues to focus on developing the total child by implementing mentoring and educational programs such as the Boys and Girls of America, Strings, Art Works, Miss Geiger Pageant, Relay for Life, and multiple awards programs. It is our hope that the collective efforts of parents, teachers, and the community will enable our students to reach their highest potential.

Joe Seibles, Principal
 Regina Swann, SIC Chairperson

Comprehensive detail, including definitions of ratings, performance criteria, and explanations of status, is available on www.ed.sc.gov and www.eoc.sc.gov as well as school and school district websites.

Printed versions are available from school districts upon request.

Abbreviations Key

N/A Not Applicable N/AV Not Available N/C Not Collected N/R Not Reported I/S Insufficient Sample TBD To be determined
 NI Newly Identified CSI Continuing School Improvement CA Corrective Action RP Plan to Restructure R Restructure DELAY School Improvement Status HOLD School Improvement Status