



SC Annual School Report Card Summary

Merriwether Elementary School
 Edgefield County
 Grades: PK-5 Enrollment: 711
 Principal: Wayne Marchant
 Superintendent: Mr. Greg Anderson
 Board Chair: Mr. Brad Covar

PERFORMANCE

Comprehensive detail, including definitions of ratings, performance criteria, and explanations of status, is available on www.ed.sc.gov and www.eoc.sc.gov as well as school and school district websites. Printed versions are available from school districts upon request.

YEAR	ABSOLUTE RATING	GROWTH RATING	PALMETTO GOLD AND SILVER AWARD		ESEA/FEDERAL ACCOUNTABILITY RATING SYSTEM	
			General Performance	Closing the Gap	ESEA Grade	Accountability Indicator
2012	Good	Good	TBD	TBD	A	N/A
2011	Good	Good	Silver	N/A	Not Met	CA
2010	Average	Good	Silver	N/A	Not Met	CSI

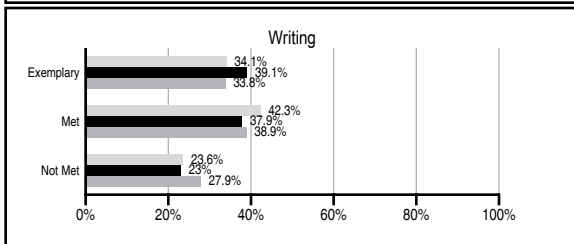
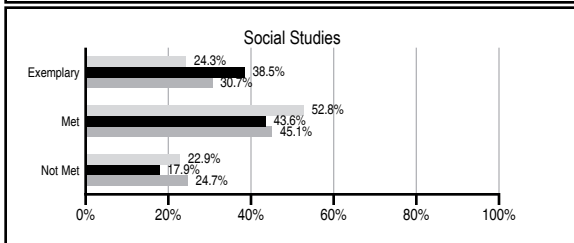
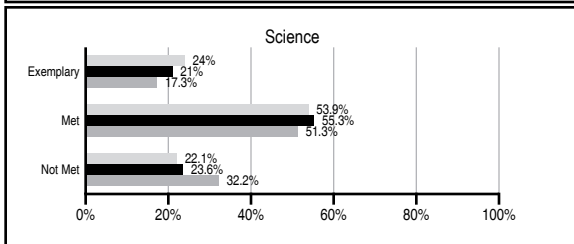
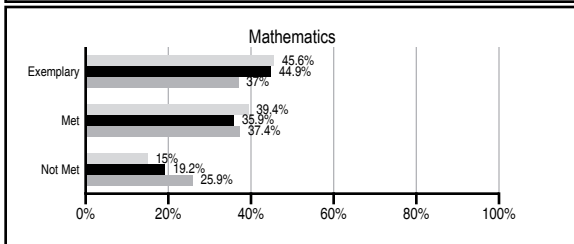
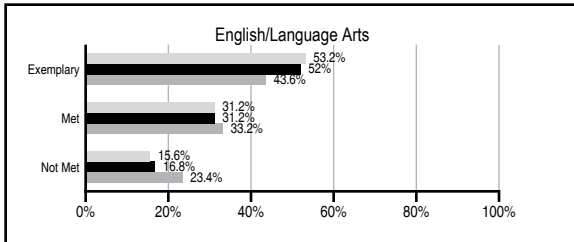
ABSOLUTE RATINGS OF ELEMENTARY SCHOOLS WITH STUDENTS LIKE OURS*

EXCELLENT	GOOD	AVERAGE	BELOW AVERAGE	AT-RISK
41	27	8	1	0

* Ratings are calculated with data available by 11/07/2012. Schools with Students Like Ours are Elementary Schools with Poverty Indices of no more than 5% above or below the index for this school.

PASS PERFORMANCE

Our School
 Elementary Schools with Students Like Ours
 Elementary schools statewide



NAEP PERFORMANCE*

* Performance reported for SC and nation, data not available at school level. Percentages at NAEP Achievement Levels.



SC PERFORMANCE VISION

By 2020 all students will graduate with the knowledge and skills necessary to compete successfully in the global economy, participate in a democratic society and contribute positively as members of families and communities.

Abbreviations Key

N/A Not Applicable N/AV Not Available N/C Not Collected N/R Not Reported I/S Insufficient Sample TBD To be determined

Merriwether Elementary School [Edgefield County]

SCHOOL PROFILE

	Our School	Change from Last Year	Elementary Schools with Students Like Ours	Median Elementary School
Students (n=711)				
Retention rate	1.9%	Down from 2.5%	0.8%	1.0%
Attendance rate	97.0%	Up from 96.4%	96.9%	96.6%
Served by gifted and talented program	N/AV	N/AV	N/AV	N/AV
With disabilities other than speech	N/AV	N/AV	N/AV	N/AV
Older than usual for grade	N/AV	N/AV	N/AV	N/AV
Out-of-school suspensions or expulsions for violent and/or criminal offenses	0.0%	No Change	0.0%	0.0%
Teachers (n=47)				
Teachers with advanced degrees	68.1%	Up from 66.7%	63.4%	63.0%
Continuing contract teachers	N/AV	N/AV	N/AV	N/AV
Teachers returning from previous year	91.7%	Down from 93.2%	90.2%	88.7%
Teacher attendance rate	N/R	N/R	95.0%	95.1%
Average teacher salary*	\$46,969	Up 0.6%	\$48,843	\$47,210
Classes not taught by highly qualified teachers	0.0%	No Change	0.0%	0.0%
Professional development days/teacher	8.0 days	Down from 13.2 days	11.8 days	10.5 days
School				
Principal's years at school	3.0	Up from 2.0	5.0	4.0
Student-teacher ratio in core subjects	18.5 to 1	Up from 17.4 to 1	20.2 to 1	20.0 to 1
Prime instructional time	N/R	N/R	90.6%	90.5%
Opportunities in the arts	Fair	Down from Good	Good	Good
SACS accreditation	Yes	No Change	Yes	Yes
Parents attending conferences	100.0%	No Change	100.0%	100.0%
Character development program	Good	Down from Excellent	Excellent	Excellent
Dollars spent per pupil**	\$6,588	Up 9.5%	\$6,868	\$7,247
Percent of expenditures for instruction**	69.9%	Down from 73.0%	69.0%	68.2%
Percent of expenditures for teacher salaries**	68.3%	Down from 71.8%	66.5%	65.7%
ESEA composite index score	97.3	N/A	95.1	91.9

* Length of contract = 185+ days.

** Prior year audited financial data available.

EVALUATION RESULTS

	Teachers	Students*	Parents*
Number of surveys returned	34	116	65
Percent satisfied with learning environment	82.4%	89.7%	95.4%
Percent satisfied with social and physical environment	94.1%	90.5%	95.4%
Percent satisfied with school-home relations	94.1%	87.1%	93.8%

*Only students at the highest elementary school grade level at this school and their parents were included.

REPORT OF PRINCIPAL AND SCHOOL IMPROVEMENT COUNCIL

Merriwether Elementary is positively challenged daily with an enrollment of approximately 720 students in a growing community. The goal of the teachers, staff, and parents is to make a difference with each student by providing a rigorous curriculum and skill set to become a contributing member of our community. The climate at Merriwether is defined through a staff that nurtures our students and is committed to meeting their emotional, physical, social, and developmental needs.

Merriwether Elementary School is a standards-based school that fully aligns the curriculum with the South Carolina state standards and meets the accreditation criteria. We are seeing great improvement in areas of student achievement as evidenced by state testing data. Last year, we were above the state average in ELA, Math, Science and Social Studies. We will continue to keep our expectations high and challenge our students in many ways. Using various forms of test data, (i.e. MAP, PASS, DIBELS, STAR, and AIMSSWeb) we can design and improve instruction to give our students the best chance to succeed.

Student Intervention Teams with Response to Intervention (RTI) has been implemented and will continue for the 2012-2013 school year. This initiative supports measures that will assist students who need additional support in reading and math in all grade levels. We will continue to emphasize to all students the importance of skills needed in all core curriculum subjects at all levels. Study Island continues to help students practice state standards at school and at home in reading and math. In addition, this year we began work on an outdoor classroom that will support science education. We will continue to work on this project that will give hands-on learning to our students while staying on campus.

Our school has received four state awards in the past three years. For the third year in a row, we received the Palmetto Silver Award for academic excellence.

This year with the help of parents, faculty, and administration, we implemented dismissal procedures to increase the safety of our parents and children when picking up students in the afternoons. All students are closely monitored during release as teachers load cars one at a time in three pick up areas around the school and students riding buses are released by class and/or grade levels. The safety and efficiency is improved for each student. Plans are being made to add additional lanes, parking, and an awning to support these changes..

With more accountability and a more restrictive budget, our schools are asked to do more with less each and every year. At Merriwether Elementary, we will continue to do our very best to give each child the best education possible and to keep them safe during school and while on school premises. We are blessed to have the support of our parents, grandparents, volunteers, and community in helping us with our efforts to fulfill our motto, "Making a Difference."

Thank you,

Wayne Marchant, Principal
Brandi Miller, SIC Chair

Comprehensive detail, including definitions of ratings, performance criteria, and explanations of status, is available on www.ed.sc.gov and www.eoc.sc.gov as well as school and school district websites.

Printed versions are available from school districts upon request.

Abbreviations Key

N/A Not Applicable N/AV Not Available N/C Not Collected N/R Not Reported I/S Insufficient Sample TBD To be determined

NI Newly Identified CSI Continuing School Improvement CA Corrective Action RP Plan to Restructure R Restructure DELAY School Improvement Status HOLD School Improvement Status