



SC Annual School Report Card Summary

Douglas Elementary School
 Edgefield County
 Grades: PK-5 Enrollment: 302
 Principal: Cherya Clark
 Superintendent: Mr. Greg Anderson
 Board Chair: Mr. Brad Covar

PERFORMANCE

Comprehensive detail, including definitions of ratings, performance criteria, and explanations of status, is available on www.ed.sc.gov and www.eoc.sc.gov as well as school and school district websites. Printed versions are available from school districts upon request.

YEAR	ABSOLUTE RATING	GROWTH RATING	PALMETTO GOLD AND SILVER AWARD		ESEA/FEDERAL ACCOUNTABILITY RATING SYSTEM	
			General Performance	Closing the Gap	ESEA Grade	Accountability Indicator
2012	Below Average	Average	TBD	TBD	F	N/A
2011	Average	Good	Silver	Silver	Not Met	N/A
2010	Average	Average	N/A	Silver	Met	N/A

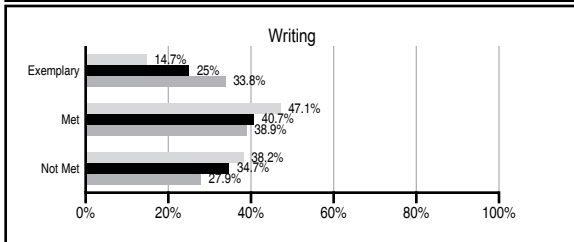
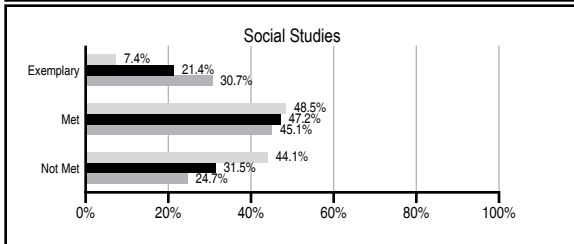
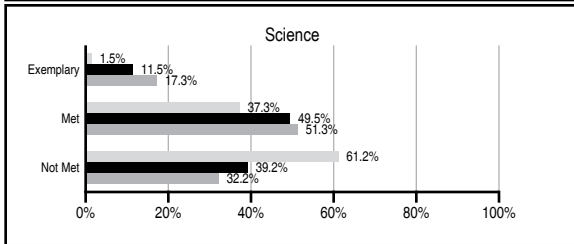
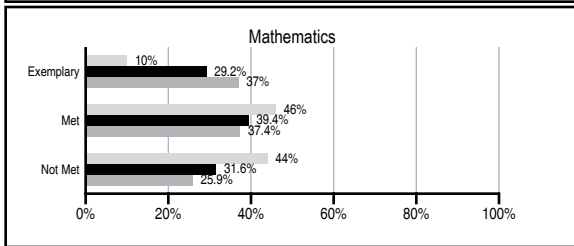
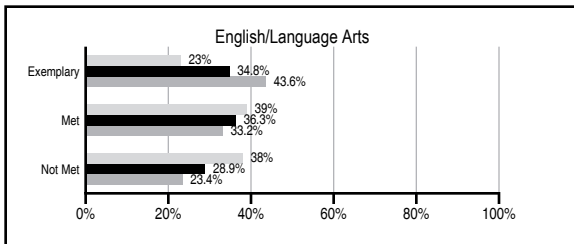
ABSOLUTE RATINGS OF ELEMENTARY SCHOOLS WITH STUDENTS LIKE OURS*

EXCELLENT	GOOD	AVERAGE	BELOW AVERAGE	AT-RISK
9	19	92	16	4

* Ratings are calculated with data available by 11/07/2012. Schools with Students Like Ours are Elementary Schools with Poverty Indices of no more than 5% above or below the index for this school.

PASS PERFORMANCE

Our School
 Elementary Schools with Students Like Ours
 Elementary schools statewide



NAEP PERFORMANCE*

* Performance reported for SC and nation, data not available at school level. Percentages at NAEP Achievement Levels.



SC PERFORMANCE VISION

By 2020 all students will graduate with the knowledge and skills necessary to compete successfully in the global economy, participate in a democratic society and contribute positively as members of families and communities.

Abbreviations Key

N/A Not Applicable N/AV Not Available N/C Not Collected N/R Not Reported I/S Insufficient Sample TBD To be determined

Douglas Elementary School [Edgefield County]

SCHOOL PROFILE

	Our School	Change from Last Year	Elementary Schools with Students Like Ours	Median Elementary School
Students (n=302)				
Retention rate	3.8%	Up from 3.6%	1.4%	1.0%
Attendance rate	96.0%	Up from 95.2%	96.3%	96.6%
Served by gifted and talented program	N/AV	N/AV	N/AV	N/AV
With disabilities other than speech	N/AV	N/AV	N/AV	N/AV
Older than usual for grade	N/AV	N/AV	N/AV	N/AV
Out-of-school suspensions or expulsions for violent and/or criminal offenses	0.3%	Down from 0.4%	0.0%	0.0%
Teachers (n=27)				
Teachers with advanced degrees	51.9%	Down from 56.0%	61.1%	63.0%
Continuing contract teachers	N/AV	N/AV	N/AV	N/AV
Teachers returning from previous year	89.6%	Up from 88.5%	88.1%	88.7%
Teacher attendance rate	N/R	N/R	94.9%	95.1%
Average teacher salary*	\$43,371	Down 0.6%	\$46,258	\$47,210
Classes not taught by highly qualified teachers	4.8%	Down from 15.2%	0.0%	0.0%
Professional development days/teacher	0.1 days	Down from 7.6 days	10.8 days	10.5 days
School				
Principal's years at school	4.0	Up from 3.0	4.0	4.0
Student-teacher ratio in core subjects	11.6 to 1	Down from 12.4 to 1	19.3 to 1	20.0 to 1
Prime instructional time	N/R	N/R	90.0%	90.5%
Opportunities in the arts	Good	No Change	Good	Good
SACS accreditation	Yes	No Change	Yes	Yes
Parents attending conferences	100.0%	No Change	100.0%	100.0%
Character development program	Good	No Change	Excellent	Excellent
Dollars spent per pupil**	\$9,908	Up 2.6%	\$7,349	\$7,247
Percent of expenditures for instruction**	66.3%	Down from 74.6%	67.6%	68.2%
Percent of expenditures for teacher salaries**	65.0%	Down from 69.6%	64.4%	65.7%
ESEA composite index score	48.8	N/A	89.0	91.9

* Length of contract = 185+ days.

** Prior year audited financial data available.

EVALUATION RESULTS

	Teachers	Students*	Parents*
Number of surveys returned	26	33	19
Percent satisfied with learning environment	73.1%	97.0%	89.5%
Percent satisfied with social and physical environment	80.8%	90.9%	88.2%
Percent satisfied with school-home relations	57.7%	100.0%	94.4%

*Only students at the highest elementary school grade level at this school and their parents were included.

Comprehensive detail, including definitions of ratings, performance criteria, and explanations of status, is available on www.ed.sc.gov and www.eoc.sc.gov as well as school and school district websites.

Printed versions are available from school districts upon request.

REPORT OF PRINCIPAL AND SCHOOL IMPROVEMENT COUNCIL

The 2011-2012 school year was filled with intense learning opportunities for students and staff at Douglas Elementary School. We are a learning community committed to improving teacher quality and student achievement. The school's community designates student achievement as its highest priority while maintaining a safe, productive, and family-oriented environment. South Carolina's Teacher Advancement Program was continued for the second year. This program encourages teachers to grow professionally and offers weekly professional development focused on the needs of teachers and students. Our master teacher introduced instructional strategies, modeled lessons, team taught, and observed teachers to encourage instructional improvements. We have worked to meet the diverse needs of all students to ensure they are getting the best differentiated classroom instruction to prevent students from being left behind.

PASS and MAP data was used to improve student achievement in all subjects. Students were grouped into enrichment groups based on MAP data to receive intensive, small group instruction. Struggling students were referred to the Response to Intervention team to receive individualized interventions aimed at identifying strategies that would make the student more successful. MAP data was also used to group students for math academy based on their RIT scores.

Our students experienced much success throughout the school year, while being exposed to various instructional activities. Students attended a thirty minute, hands-on math academy each morning based on MAP data. We held an after school program that was tailored to meet the instructional needs of all students at Douglas Elementary. The PBIS program was continued to promote and reward positive behavior to avoid losing instructional time. Our accelerated reader program was successful with many students exceeding their goal for the school year. Approximately 98% of our students participated in our Just Say No to Drugs Club. Many students earned and maintained their honor roll status. We participated in writing, math, and Sudoku competitions.

Some highlights of our school include a primary Montessori class and a Lower Elementary Montessori class. During the 2011-2012 school year, we were honored with the Palmetto Silver Award for closing the achievement gap and the Palmetto Silver Award for student achievement. Our community members continue to provide tremendous support for our curricular program. Layman's Nursery provided us with a learning garden and supports our reading program with incentives and readers. PTO provides educational supplies and activities for teachers, students, and parents. The local Sheriff's department presents educational presentations to our students. Authors provide assemblies and book signings. Local farmers bring animals to the school to educate students about various farm animals.

Together we will continue to provide the best educational experience for our students while building positive relationships with the entire school community. We look forward to the 2012-2013 school year to continue serving students, parents, and the community.

Cherya Clark, Principal

Renee Williams, SIC Chairperson

Abbreviations Key

N/A Not Applicable N/AV Not Available N/C Not Collected N/R Not Reported I/S Insufficient Sample TBD To be determined

NI Newly Identified CSI Continuing School Improvement CA Corrective Action RP Plan to Restructure R Restructure DELAY School Improvement Status HOLD School Improvement Status