

SC Annual School Report Card Summary

Eagle Nest Elementary School
Dorchester School District Two
Grades: PK-5 Enrollment: 862
Principal: Karen R. Spillane
Superintendent: Joseph R. Pye
Board Chair: Frances Townsend

PERFORMANCE

Comprehensive detail, including definitions of ratings, performance criteria, and explanations of status, is available on www.ed.sc.gov and www.eoc.sc.gov as well as school and school district websites. Printed versions are available from school districts upon request.

YEAR	ABSOLUTE RATING	GROWTH RATING	PALMETTO GOLD AND SILVER AWARD		ESEA/FEDERAL ACCOUNTABILITY RATING SYSTEM	
			General Performance	Closing the Gap	ESEA Grade	Accountability Indicator
2012	Good	Good	TBD	TBD	A	N/A
2011	Good	Average	Silver	N/A	Met	N/A
2010	Good	Average	N/A	N/A	Met	N/A

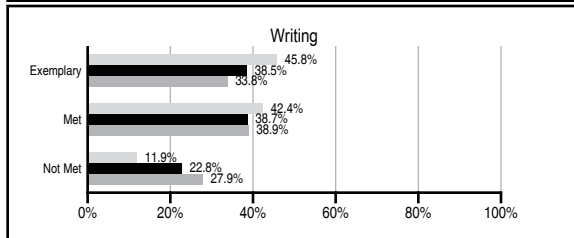
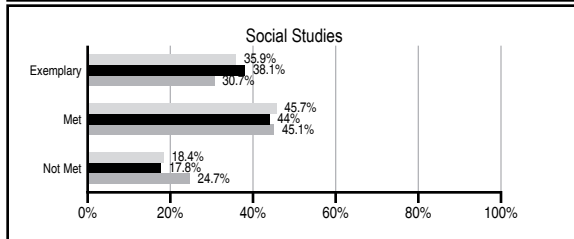
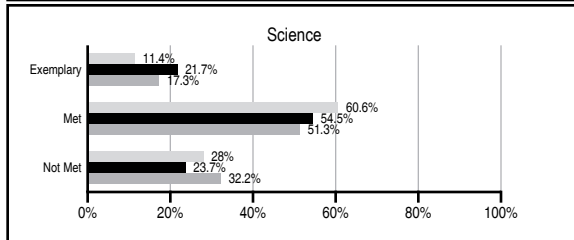
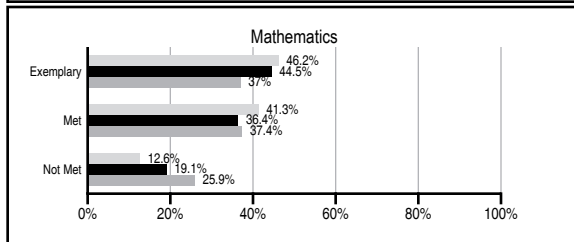
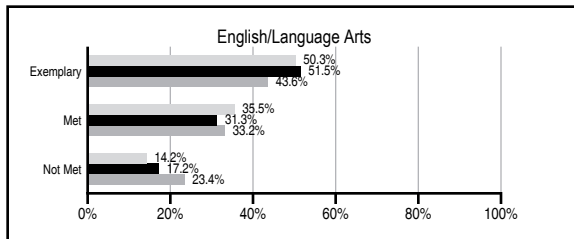
ABSOLUTE RATINGS OF ELEMENTARY SCHOOLS WITH STUDENTS LIKE OURS*

EXCELLENT	GOOD	AVERAGE	BELOW AVERAGE	AT-RISK
41	32	9	1	0

* Ratings are calculated with data available by 11/07/2012. Schools with Students Like Ours are Elementary Schools with Poverty Indices of no more than 5% above or below the index for this school.

PASS PERFORMANCE

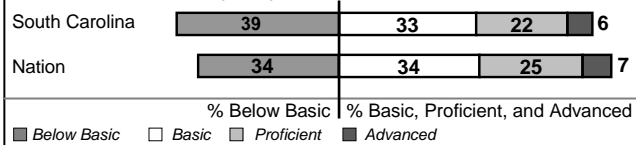
Our School Elementary Schools with Students Like Ours Elementary schools statewide




NAEP PERFORMANCE*

* Performance reported for SC and nation, data not available at school level. Percentages at NAEP Achievement Levels.


READING – GRADE 4 (2011)



MATH – GRADE 4 (2011)



SCIENCE – GRADE 4 (2009)



SC PERFORMANCE VISION

By 2020 all students will graduate with the knowledge and skills necessary to compete successfully in the global economy, participate in a democratic society and contribute positively as members of families and communities.

Abbreviations Key

N/A Not Applicable N/AV Not Available N/C Not Collected N/R Not Reported I/S Insufficient Sample TBD To be determined

SCHOOL PROFILE

	Our School	Change from Last Year	Elementary Schools with Students Like Ours	Median Elementary School
Students (n=862)				
Retention rate	0.9%	Down from 1.1%	0.9%	1.0%
Attendance rate	96.4%	Up from 96.0%	96.8%	96.6%
Served by gifted and talented program	N/AV	N/AV	N/AV	N/AV
With disabilities other than speech	N/AV	N/AV	N/AV	N/AV
Older than usual for grade	N/AV	N/AV	N/AV	N/AV
Out-of-school suspensions or expulsions for violent and/or criminal offenses	0.2%	Down from 2.3%	0.0%	0.0%
Teachers (n=55)				
Teachers with advanced degrees	49.1%	Up from 49.0%	64.3%	63.0%
Continuing contract teachers	N/AV	N/AV	N/AV	N/AV
Teachers returning from previous year	80.1%	Up from 79.9%	89.8%	88.7%
Teacher attendance rate	94.4%	Down from 94.5%	95.1%	95.1%
Average teacher salary*	\$41,762	Down 3.3%	\$48,828	\$47,210
Classes not taught by highly qualified teachers	0.0%	No Change	0.0%	0.0%
Professional development days/teacher	14.0 days	Up from 10.9 days	11.6 days	10.5 days
School				
Principal's years at school	5.0	Up from 4.0	5.0	4.0
Student-teacher ratio in core subjects	20.0 to 1	Down from 21.0 to 1	20.2 to 1	20.0 to 1
Prime instructional time	89.1%	Down from 89.5%	90.5%	90.5%
Opportunities in the arts	Excellent	Up from Good	Good	Good
SACS accreditation	Yes	No Change	Yes	Yes
Parents attending conferences	100.0%	No Change	100.0%	100.0%
Character development program	Excellent	No Change	Excellent	Excellent
Dollars spent per pupil**	\$6,618	Down 3.2%	\$6,940	\$7,247
Percent of expenditures for instruction**	59.4%	Down from 59.7%	68.0%	68.2%
Percent of expenditures for teacher salaries**	57.5%	Down from 58.3%	66.5%	65.7%
ESEA composite index score	95.1	N/A	95.1	91.9

* Length of contract = 185+ days.
** Prior year audited financial data available.

EVALUATION RESULTS

	Teachers	Students*	Parents*
Number of surveys returned	56	120	72
Percent satisfied with learning environment	92.7%	89.9%	91.5%
Percent satisfied with social and physical environment	100.0%	90.7%	85.9%
Percent satisfied with school-home relations	87.5%	89.1%	90.1%

*Only students at the highest elementary school grade level at this school and their parents were included.

Comprehensive detail, including definitions of ratings, performance criteria, and explanations of status, is available on www.ed.sc.gov and www.eoc.sc.gov as well as school and school district websites.

Printed versions are available from school districts upon request.

REPORT OF PRINCIPAL AND SCHOOL IMPROVEMENT COUNCIL

Eagle Nest Elementary is proud to be a Red Carpet School. We are a Title One 4K through grade 5 school of 860 students with 58% free/reduced meals. We serve the most diverse population of students in Dorchester School District Two. This year our students will be engaged in dance, PE, 2D art, 3D art, instrumental music and vocal music. Eagle Nest Elementary is dedicated to providing a solid foundation for all children to learn, grow and succeed.

Eagle Nest Elementary students were recognized by Suntex International, the parent company of 24 Games/First in Math Program, as one of 3 top schools in South Carolina and the number one school in Dorchester District Two for their outstanding math achievements. Our students solved over 2.3 million math problems in the First in Math online program.

Our biggest challenge this year is the implementation of Common Core State Standards in Kindergarten through second grade and Common Core Writing Standards in third through fifth grade. Teachers have to change their way of teaching to include more inquiry-based learning. We will be challenging students to demonstrate a deeper understanding through written explanations for all curriculum areas. This will be supported through district and school staff development, as well as additional planning time on early release days.

Another challenge we will face this year will be changing the mind set of teachers, parents, and students to provide a more positive PBIS model. We want to decrease the number of office referrals by celebrating students and teachers that are doing the right thing. We are removing our color system so that we are not focusing on what students may do wrong, but recognizing them for modeling character skills and our Eagle expectations. The PBIS Committee will be leading workshops and continuous discussion among teacher Professional Learning Communities (PLCs) throughout the year.

Everyday our students “Fly Like Eagles” as they engage in learning; act responsibly; give respect to themselves and others; listen with their eyes, ears, hearts and hands; and are prepared daily.

Karen Spillane, Principal
Amy Kosar, SIC Chairman