



SC Annual School Report Card Summary

Beech Hill Elementary School
Dorchester School District Two
Grades: PK-5 **Enrollment: 1,153**
Principal: Rene Wyatt Harris
Superintendent: Joseph R. Pye
Board Chair: Frances Townsend

PERFORMANCE

Comprehensive detail, including definitions of ratings, performance criteria, and explanations of status, is available on www.ed.sc.gov and www.eoc.sc.gov as well as school and school district websites. Printed versions are available from school districts upon request.

YEAR	ABSOLUTE RATING	GROWTH RATING	PALMETTO GOLD AND SILVER AWARD		ESEA/FEDERAL ACCOUNTABILITY RATING SYSTEM	
			General Performance	Closing the Gap	ESEA Grade	Accountability Indicator
2012	Excellent	Excellent	TBD	TBD	A	N/A
2011	Excellent	Excellent	Gold	Gold	Met	N/A
2010	Excellent	Excellent	Gold	Silver	Met	N/A

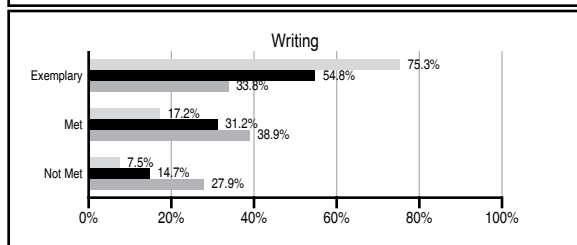
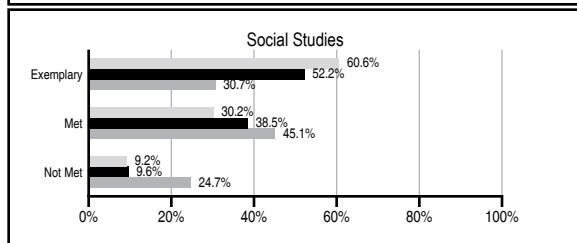
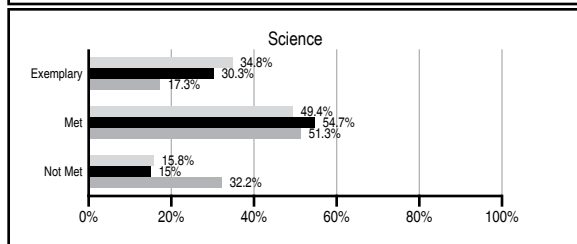
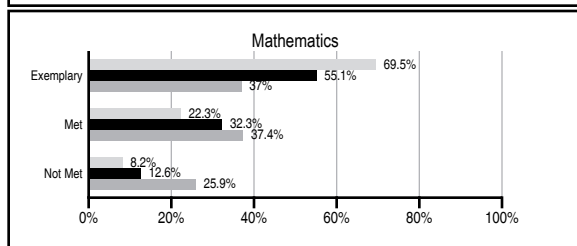
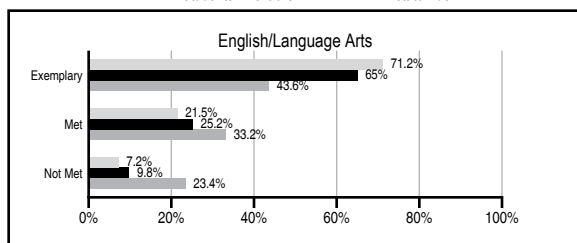
ABSOLUTE RATINGS OF ELEMENTARY SCHOOLS WITH STUDENTS LIKE OURS*

EXCELLENT	GOOD	AVERAGE	BELOW AVERAGE	AT-RISK
25	1	0	0	0

* Ratings are calculated with data available by 11/07/2012. Schools with Students Like Ours are Elementary Schools with Poverty Indices of no more than 5% above or below the index for this school.

PASS PERFORMANCE

Our School Elementary Schools with Students Like Ours Elementary schools statewide



NAEP PERFORMANCE*

* Performance reported for SC and nation, data not available at school level. Percentages at NAEP Achievement Levels.



SC PERFORMANCE VISION

By 2020 all students will graduate with the knowledge and skills necessary to compete successfully in the global economy, participate in a democratic society and contribute positively as members of families and communities.

Abbreviations Key

N/A Not Applicable N/AV Not Available N/C Not Collected N/R Not Reported I/S Insufficient Sample TBD To be determined

Beech Hill Elementary School [Dorchester School District Two]

SCHOOL PROFILE

	Our School	Change from Last Year	Elementary Schools with Students Like Ours	Median Elementary School
Students (n=1,153)				
Retention rate	0.3%	Down from 0.4%	0.6%	1.0%
Attendance rate	96.8%	Up from 96.1%	97.0%	96.6%
Served by gifted and talented program	N/AV	N/AV	N/AV	N/AV
With disabilities other than speech	N/AV	N/AV	N/AV	N/AV
Older than usual for grade	N/AV	N/AV	N/AV	N/AV
Out-of-school suspensions or expulsions for violent and/or criminal offenses	0.7%	Down from 0.8%	0.0%	0.0%
Teachers (n=69)				
Teachers with advanced degrees	47.8%	Down from 50.8%	62.4%	63.0%
Continuing contract teachers	N/AV	N/AV	N/AV	N/AV
Teachers returning from previous year	93.4%	Up from 90.8%	91.3%	88.7%
Teacher attendance rate	96.1%	Up from 95.4%	95.8%	95.1%
Average teacher salary*	\$44,081	Down 1.0%	\$48,910	\$47,210
Classes not taught by highly qualified teachers	0.0%	No Change	0.0%	0.0%
Professional development days/teacher	12.4 days	Up from 11.6 days	10.9 days	10.5 days
School				
Principal's years at school	4.0	Up from 3.0	4.5	4.0
Student-teacher ratio in core subjects	21.3 to 1	Down from 21.6 to 1	21.3 to 1	20.0 to 1
Prime instructional time	92.2%	Up from 91.0%	91.5%	90.5%
Opportunities in the arts	Good	No Change	Good	Good
SACS accreditation	Yes	No Change	Yes	Yes
Parents attending conferences	100.0%	No Change	100.0%	100.0%
Character development program	Excellent	No Change	Excellent	Excellent
Dollars spent per pupil**	\$6,219	Up 3.1%	\$6,521	\$7,247
Percent of expenditures for instruction**	67.1%	Down from 67.2%	69.4%	68.2%
Percent of expenditures for teacher salaries**	65.3%	Down from 66.0%	69.0%	65.7%
ESEA composite index score	97.7	N/A	98.3	91.9

* Length of contract = 185+ days.

** Prior year audited financial data available.

EVALUATION RESULTS

	Teachers	Students*	Parents*
Number of surveys returned	66	182	108
Percent satisfied with learning environment	100.0%	97.2%	95.2%
Percent satisfied with social and physical environment	100.0%	92.7%	93.5%
Percent satisfied with school-home relations	100.0%	91.7%	88.7%

*Only students at the highest elementary school grade level at this school and their parents were included.

REPORT OF PRINCIPAL AND SCHOOL IMPROVEMENT COUNCIL

In this house, Beacons shine! We cultivate student success through our Lighthouses of Lifelong Learning encouraging students to CREATE, NURTURE, CONNECT and DREAM. With an "All Hands on Deck" mindset, teachers, parents, business partners and volunteers work to develop true relationships with students and with each other. Beacons are expected to SHINE as a part of our Positive Behavior Interventions and Support (PBIS) focus. Beacons are Safe, Honest, Intelligent, Nurturing and Empowered (SHINE). As we shine, we also grow. We are challenged to respond to rapidly increasing enrollment and the wide, diverse needs of our students.

Named as a 2012 TD Bank Palmetto's Finest School, Beech Hill was also featured as a "Cool School" by WCIV-Channel 2. We are the home of this year's district Teacher of the Year, another Teacher of the Year recognized by the Summerville Patch newspaper and a "Good Apple Award" recipient from WCSC-Channel 5. Our school representative finished second in the district's Spelling Bee. The 4th Grade Math Team placed second in the district's Math is Cool Competition, while both our 3rd and 4th Grade Quiz Bowl teams won district contests. Our participating kindergarten class placed second in the Citadel's STEM Innovation Challenge and the Robo Ninja Girls won the district's Robotics competition. We were recognized by the Charleston Post and Courier for our exemplary BoxTops program and are the recipients of a GenMove Grant sponsored by McDonalds.

The "Beacon Experience" is rich with events that promote community, spirit and pride. In addition to eleven after-school clubs like Juggling, Spanish and Line Dancing, Beacons participate in WERD clubs. These clubs, conducted on Wednesday Early Release Days, afford students opportunities to explore topics like cake decorating, sign language and bead-making. Clubs like At-Your-Service and Beacon Buddies provide avenues for service learning and community connections. Events such as Camp Invention, STEM initiatives and Market Day promote innovation and creativity. Clubs like The Beat at the Beech Drumline, Recycling or Fit at the Beech are examples of student-driven initiatives. Beacons CONNECT with the community through events like Caps for Caring, Jump Rope for Heart, Relay for Life, Miracle League and Pennies for Patients.

Beacons lead daily school operations with PBIS SHINE Patrol, Beacon Flag Bearers, WBHS Morning Show Crew and Students Working As Techs (SWAT) team. They exchange ideas, voice concerns and develop action plans through Student Leadership Council and the Leadership Summit. Events like Autumn Daze, Camp Read and Write, Grand Beacons Night and SMART Night extend involvement to include family and community. In this lighthouse, Beacons shine brightly at the "Beech."

René Wyatt Harris, Principal
Scott, SIC Chairperson

Dana

Comprehensive detail, including definitions of ratings, performance criteria, and explanations of status, is available on www.ed.sc.gov and www.eoc.sc.gov as well as school and school district websites.

Printed versions are available from school districts upon request.

Abbreviations Key

N/A Not Applicable N/AV Not Available N/C Not Collected N/R Not Reported I/S Insufficient Sample TBD To be determined

NI Newly Identified CSI Continuing School Improvement CA Corrective Action RP Plan to Restructure R Restructure DELAY School Improvement Status HOLD School Improvement Status