



SC Annual School Report Card Summary

Windsor Hill Arts Infused Elementary School
Dorchester School District Two
Grades: PK-5 Enrollment: 847
Principal: Vernisa Y. Bodison
Superintendent: Joseph R. Pye
Board Chair: Frances Townsend

PERFORMANCE

Comprehensive detail, including definitions of ratings, performance criteria, and explanations of status, is available on www.ed.sc.gov and www.eoc.sc.gov as well as school and school district websites. Printed versions are available from school districts upon request.

YEAR	ABSOLUTE RATING	GROWTH RATING	PALMETTO GOLD AND SILVER AWARD		ESEA/FEDERAL ACCOUNTABILITY RATING SYSTEM	
			General Performance	Closing the Gap	ESEA Grade	Accountability Indicator
2012	Good	Excellent	TBD	TBD	B	Focus
2011	Good	Good	Silver	N/A	Not Met	NI
2010	Good	Average	N/A	N/A	Not Met	N/A

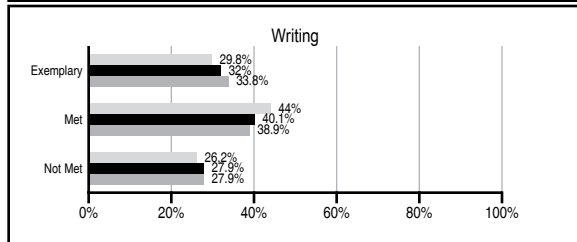
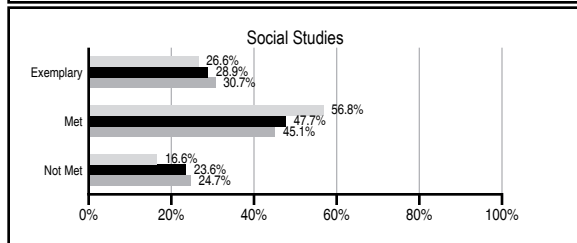
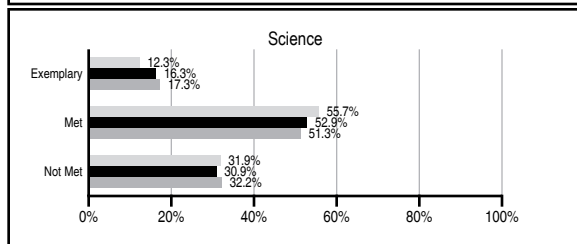
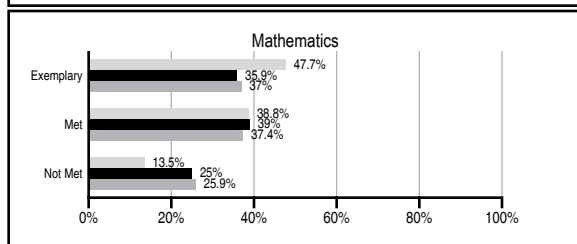
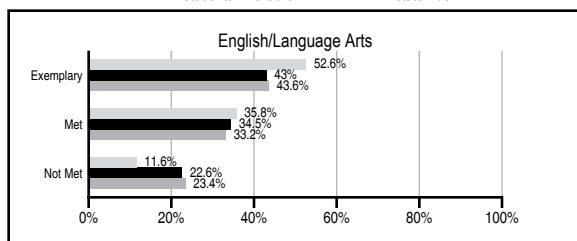
ABSOLUTE RATINGS OF ELEMENTARY SCHOOLS WITH STUDENTS LIKE OURS*

EXCELLENT	GOOD	AVERAGE	BELOW AVERAGE	AT-RISK
23	48	57	4	0

* Ratings are calculated with data available by 11/07/2012. Schools with Students Like Ours are Elementary Schools with Poverty Indices of no more than 5% above or below the index for this school.




PASS PERFORMANCE

Our School Elementary Schools with Students Like Ours Elementary schools statewide



NAEP PERFORMANCE*

* Performance reported for SC and nation, data not available at school level. Percentages at NAEP Achievement Levels.



SC PERFORMANCE VISION

By 2020 all students will graduate with the knowledge and skills necessary to compete successfully in the global economy, participate in a democratic society and contribute positively as members of families and communities.

Abbreviations Key

N/A Not Applicable N/AV Not Available N/C Not Collected N/R Not Reported I/S Insufficient Sample TBD To be determined

Windsor Hill Arts Infused Elementary School [Dorchester School District Two]

SCHOOL PROFILE

	Our School	Change from Last Year	Elementary Schools with Students Like Ours	Median Elementary School
Students (n=847)				
Retention rate	1.3%	Up from 1.0%	1.3%	1.0%
Attendance rate	96.9%	Up from 96.5%	96.4%	96.6%
Served by gifted and talented program	N/AV	N/AV	N/AV	N/AV
With disabilities other than speech	N/AV	N/AV	N/AV	N/AV
Older than usual for grade	N/AV	N/AV	N/AV	N/AV
Out-of-school suspensions or expulsions for violent and/or criminal offenses	0.2%	Down from 4.1%	0.0%	0.0%
Teachers (n=59)				
Teachers with advanced degrees	49.2%	Down from 53.3%	61.9%	63.0%
Continuing contract teachers	N/AV	N/AV	N/AV	N/AV
Teachers returning from previous year	86.0%	Up from 82.1%	89.6%	88.7%
Teacher attendance rate	95.2%	Up from 93.7%	95.1%	95.1%
Average teacher salary*	\$43,221	Down 2.1%	\$47,351	\$47,210
Classes not taught by highly qualified teachers	0.0%	No Change	0.0%	0.0%
Professional development days/teacher	16.2 days	Up from 11.7 days	10.9 days	10.5 days
School				
Principal's years at school	1.0	Down from 4.0	5.0	4.0
Student-teacher ratio in core subjects	18.8 to 1	Down from 19.5 to 1	19.9 to 1	20.0 to 1
Prime instructional time	90.2%	Up from 89.0%	90.2%	90.5%
Opportunities in the arts	Excellent	No Change	Good	Good
SACS accreditation	Yes	No Change	Yes	Yes
Parents attending conferences	100.0%	No Change	100.0%	100.0%
Character development program	Excellent	No Change	Excellent	Excellent
Dollars spent per pupil**	\$7,200	Down 1.6%	\$7,218	\$7,247
Percent of expenditures for instruction**	66.6%	Up from 65.5%	67.8%	68.2%
Percent of expenditures for teacher salaries**	65.0%	Up from 63.7%	65.5%	65.7%
ESEA composite index score	87.0	N/A	90.6	91.9

* Length of contract = 185+ days.

** Prior year audited financial data available.

EVALUATION RESULTS

	Teachers	Students*	Parents*
Number of surveys returned	67	147	67
Percent satisfied with learning environment	98.5%	87.7%	92.1%
Percent satisfied with social and physical environment	98.5%	86.8%	87.9%
Percent satisfied with school-home relations	89.6%	83.2%	89.6%

*Only students at the highest elementary school grade level at this school and their parents were included.

REPORT OF PRINCIPAL AND SCHOOL IMPROVEMENT COUNCIL

Windsor Hill Arts Infused Elementary School serves students in 4K through fifth grades. We aim to meet the needs of every child by providing meaningful opportunities through arts infused, technology based, and differentiated learning experiences. As an Exemplar PBIS School, we are proud of our positive and proactive school culture. As an arts focus school for Dorchester School District Two, Windsor Hill welcomes students from outside our attendance lines to participate in the arts integrated curriculum offered at our school. For the second time, we were named an Arts in Basic Curriculum School in 2012. Our students participate in two-dimensional and three-dimensional art, vocal and instrumental music, team and individual sports, as well as dance and drama classes throughout each school year. Before and after school programs such as African drumming, chorus, WHAIES News Show, and Smart STEPPers allow students to explore specific arts interests and gifts. Our students have been invited to perform in the community at events such as the Boeing Dreamliner Grand Opening and Piccolo Spoleto.

Windsor Hill houses four up-to-date computer labs as well as a mobile lab offering 30 laptop computers for classroom use. SMART Boards, LCD projectors, Airliners, and SMART Response Systems are also at use on a daily basis in our classrooms. Students and teachers have access to more than 50 iPads for instructional and learning apps and projects.

Academic programs help all students reach their maximum potential. Self-contained gifted and talented classes serve students in grades 3-5. Intervention programs serve students in grades 1-5 that need reading and math support. Behavioral and academic achievements are rewarded and celebrated at A Honor Roll ceremonies and Terrific Kids celebrations.

Windsor Hill Hawks SOAR each and every day. Students learn the school expectations for Safety, Organization, Achievement, and Respect in all areas of our school. These skills are practiced and reinforced when students earn SOAR coins that they can spend on our SOAR cart that is stocked with high interest items for all students.

Through work with the PTA Board, School Improvement Council, fifty-five business partners, community members, parents, and our school faculty, Windsor Hill focuses on student achievement and success. Professional development is given to teachers that is data-driven and specific to the needs of Windsor Hill teachers and students. Parents are involved in key decisions regarding the Title I Plan. We work together to provide an environment that creates lifelong learners.

Vernisa Bodison, Principal
Jae Cobb, SIC Chairman

Comprehensive detail, including definitions of ratings, performance criteria, and explanations of status, is available on www.ed.sc.gov and www.eoc.sc.gov as well as school and school district websites.

Printed versions are available from school districts upon request.

Abbreviations Key

N/A Not Applicable N/AV Not Available N/C Not Collected N/R Not Reported I/S Insufficient Sample TBD To be determined
NI Newly Identified CSI Continuing School Improvement CA Corrective Action RP Plan to Restructure R Restructure DELAY School Improvement Status HOLD School Improvement Status