



# SC Annual School Report Card Summary

Oakbrook Elementary School  
Dorchester School District Two  
Grades: PK-5 Enrollment: 786  
Principal: Monica O'Dea  
Superintendent: Joseph R. Pye  
Board Chair: Frances Townsend

## PERFORMANCE

Comprehensive detail, including definitions of ratings, performance criteria, and explanations of status, is available on [www.ed.sc.gov](http://www.ed.sc.gov) and [www.eoc.sc.gov](http://www.eoc.sc.gov) as well as school and school district websites. Printed versions are available from school districts upon request.

YEAR	ABSOLUTE RATING	GROWTH RATING	PALMETTO GOLD AND SILVER AWARD		ESEA/FEDERAL ACCOUNTABILITY RATING SYSTEM	
			General Performance	Closing the Gap	ESEA Grade	Accountability Indicator
2012	Excellent	Excellent	TBD	TBD	B	N/A
2011	Excellent	Excellent	Gold	N/A	Not Met	N/A
2010	Excellent	Good	Gold	Silver	Met	N/A

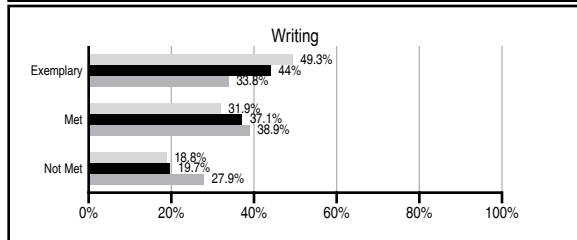
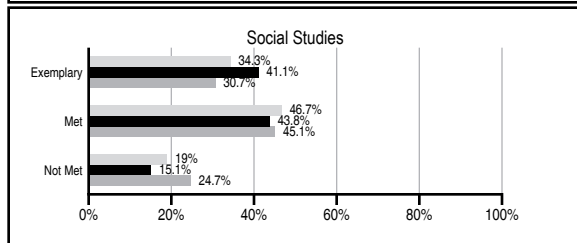
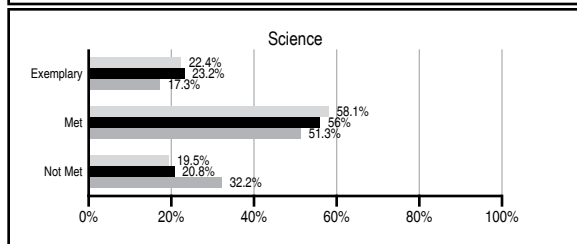
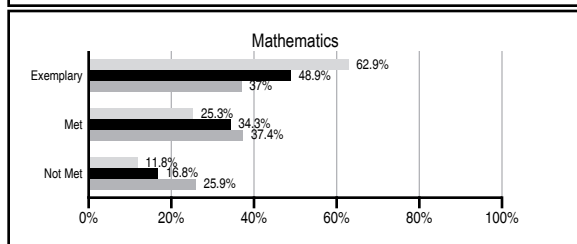
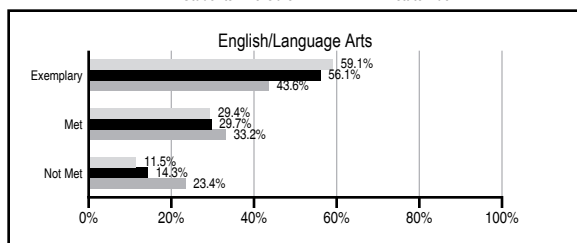
## ABSOLUTE RATINGS OF ELEMENTARY SCHOOLS WITH STUDENTS LIKE OURS\*

EXCELLENT	GOOD	AVERAGE	BELOW AVERAGE	AT-RISK
44	15	3	1	0

\* Ratings are calculated with data available by 11/07/2012. Schools with Students Like Ours are Elementary Schools with Poverty Indices of no more than 5% above or below the index for this school.

## PASS PERFORMANCE

Our School Elementary Schools with Students Like Ours Elementary schools statewide



## NAEP PERFORMANCE\*

\* Performance reported for SC and nation, data not available at school level. Percentages at NAEP Achievement Levels.



## SC PERFORMANCE VISION

By 2020 all students will graduate with the knowledge and skills necessary to compete successfully in the global economy, participate in a democratic society and contribute positively as members of families and communities.

### Abbreviations Key

N/A Not Applicable N/AV Not Available N/C Not Collected N/R Not Reported I/S Insufficient Sample TBD To be determined

# Oakbrook Elementary School [Dorchester School District Two]

## SCHOOL PROFILE

	Our School	Change from Last Year	Elementary Schools with Students Like Ours	Median Elementary School
<b>Students (n=786)</b>				
Retention rate	0.4%	Down from 0.5%	0.9%	1.0%
Attendance rate	96.2%	Up from 95.7%	97.0%	96.6%
Served by gifted and talented program	N/AV	N/AV	N/AV	N/AV
With disabilities other than speech	N/AV	N/AV	N/AV	N/AV
Older than usual for grade	N/AV	N/AV	N/AV	N/AV
Out-of-school suspensions or expulsions for violent and/or criminal offenses	0.6%	Down from 3.2%	0.0%	0.0%
<b>Teachers (n=55)</b>				
Teachers with advanced degrees	52.7%	Down from 55.3%	62.2%	63.0%
Continuing contract teachers	N/AV	N/AV	N/AV	N/AV
Teachers returning from previous year	81.4%	Down from 86.8%	90.1%	88.7%
Teacher attendance rate	93.9%	Down from 95.0%	95.2%	95.1%
Average teacher salary*	\$46,080	Up 3.8%	\$48,257	\$47,210
Classes not taught by highly qualified teachers	0.0%	No Change	0.0%	0.0%
Professional development days/teacher	18.0 days	Up from 16.7 days	9.8 days	10.5 days
<b>School</b>				
Principal's years at school	5.0	Up from 4.0	4.0	4.0
Student-teacher ratio in core subjects	18.3 to 1	Down from 20.0 to 1	20.8 to 1	20.0 to 1
Prime instructional time	88.5%	Down from 89.1%	91.5%	90.5%
Opportunities in the arts	Excellent	No Change	Good	Good
SACS accreditation	Yes	No Change	Yes	Yes
Parents attending conferences	100.0%	No Change	100.0%	100.0%
Character development program	Excellent	No Change	Excellent	Excellent
Dollars spent per pupil**	\$6,249	Down 5.9%	\$6,753	\$7,247
Percent of expenditures for instruction**	64.3%	Down from 65.1%	69.3%	68.2%
Percent of expenditures for teacher salaries**	62.0%	Down from 63.5%	67.3%	65.7%
ESEA composite index score	87.5	N/A	97.1	91.9

\* Length of contract = 185+ days.

\*\* Prior year audited financial data available.

## EVALUATION RESULTS

	Teachers	Students*	Parents*
Number of surveys returned	52	136	63
Percent satisfied with learning environment	98.1%	88.2%	90.3%
Percent satisfied with social and physical environment	98.0%	86.7%	90.5%
Percent satisfied with school-home relations	96.1%	90.4%	82.5%

\*Only students at the highest elementary school grade level at this school and their parents were included.

## REPORT OF PRINCIPAL AND SCHOOL IMPROVEMENT COUNCIL

Oakbrook Elementary School is proud of the academic accolades received this school year. Oakbrook received the Palmetto Gold Award for Outstanding Student Achievement. At Oakbrook Elementary School we continue to live our motto of "Opportunities for Everyone to Succeed with rigor, relevance and relationships." Our mission statement, "Oakbrook Elementary provides students with the skills necessary to be productive citizens," drives our curriculum decisions to meet the multi-faceted needs of our students. With the opening of a new elementary school in our district, our student population decreased by approximately 350 students this year.

Analyzing student data showed that our students needed improvement with reading in the content areas. All of our teachers participated in professional development in teaching reading in all content areas. At Oakbrook Elementary, our students "learned to read" as well as learned how to utilize their skill of "reading to learn". Our Title One plan continued its focus on strong staff development activities focusing on balanced literacy. This year we also implemented a new reading intervention for our 3rd grade students called System 44. Our highly trained staff meets the instructional demands of South Carolina Curriculum Standards daily.

We will continue to strive for excellence with an Excellent overall rating on our school report card as well as an Excellent rating in student growth. Oakbrook Elementary met 19 of the 21 objectives for Adequate Yearly Progress. Our staff continues to research best practices to meet the diverse needs of our learners.

Our challenge for the upcoming year is the implementation of the Common Core Standards in all of our kindergarten through second grade classrooms. Our Title One plan will focus on preparing our teachers for the Next Generation testing in 2014. We will continue to strive to meet Adequate Yearly Progress and will continue to utilize our instructional coaches, a Title One facilitator with the addition of a full time Instructional Technology Specialist in these efforts to serve all children.

Due to the dedication and commitment of our staff, parents, and community, we will continue to "Plant Seeds of Excellence."

Monica O'Dea, Principal  
Sundae Cora, SIC Chairperson

Comprehensive detail, including definitions of ratings, performance criteria, and explanations of status, is available on [www.ed.sc.gov](http://www.ed.sc.gov) and [www.eoc.sc.gov](http://www.eoc.sc.gov) as well as school and school district websites.

Printed versions are available from school districts upon request.

### Abbreviations Key

N/A Not Applicable N/AV Not Available N/C Not Collected N/R Not Reported I/S Insufficient Sample TBD To be determined  
NI Newly Identified CSI Continuing School Improvement CA Corrective Action RP Plan to Restructure R Restructure DELAY School Improvement Status HOLD School Improvement Status