



SC Annual School Report Card Summary

Flowertown Elementary School
Dorchester School District Two
Grades: PK-5 Enrollment: 1,017
Principal: Donna Goodwin
Superintendent: Joseph R. Pye
Board Chair: Frances Townsend

PERFORMANCE

Comprehensive detail, including definitions of ratings, performance criteria, and explanations of status, is available on www.ed.sc.gov and www.eoc.sc.gov as well as school and school district websites. Printed versions are available from school districts upon request.

YEAR	ABSOLUTE RATING	GROWTH RATING	PALMETTO GOLD AND SILVER AWARD		ESEA/FEDERAL ACCOUNTABILITY RATING SYSTEM	
			General Performance	Closing the Gap	ESEA Grade	Accountability Indicator
2012	Excellent	Excellent	TBD	TBD	A	N/A
2011	Excellent	Excellent	Gold	N/A	Met	N/A
2010	Excellent	Excellent	Gold	N/A	Met	N/A

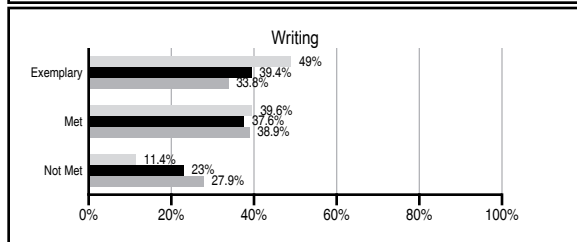
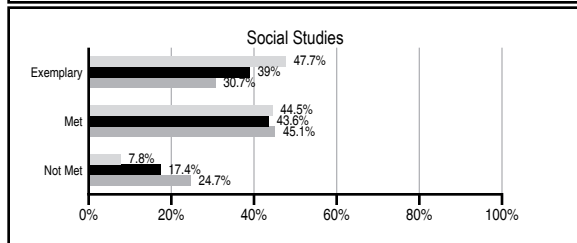
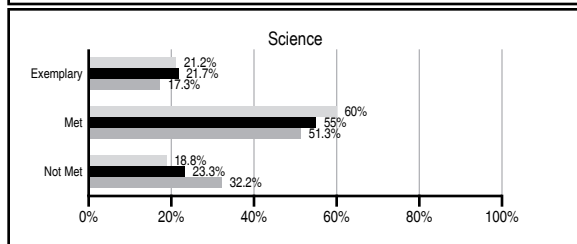
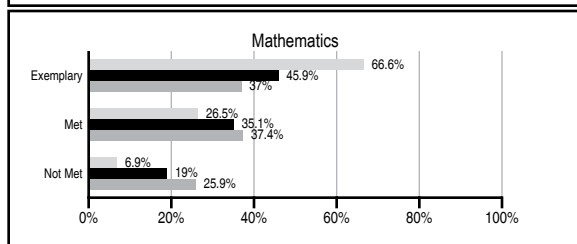
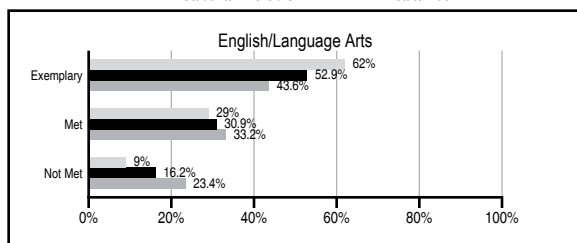
ABSOLUTE RATINGS OF ELEMENTARY SCHOOLS WITH STUDENTS LIKE OURS*

EXCELLENT	GOOD	AVERAGE	BELOW AVERAGE	AT-RISK
39	23	6	1	0

* Ratings are calculated with data available by 11/07/2012. Schools with Students Like Ours are Elementary Schools with Poverty Indices of no more than 5% above or below the index for this school.

PASS PERFORMANCE

Our School Elementary Schools with Students Like Ours Elementary schools statewide



NAEP PERFORMANCE*

* Performance reported for SC and nation, data not available at school level. Percentages at NAEP Achievement Levels.



SC PERFORMANCE VISION

By 2020 all students will graduate with the knowledge and skills necessary to compete successfully in the global economy, participate in a democratic society and contribute positively as members of families and communities.

Abbreviations Key

N/A Not Applicable N/AV Not Available N/C Not Collected N/R Not Reported I/S Insufficient Sample TBD To be determined

Flowertown Elementary School [Dorchester School District Two]

SCHOOL PROFILE

	Our School	Change from Last Year	Elementary Schools with Students Like Ours	Median Elementary School
Students (n=1,017)				
Retention rate	1.1%	Up from 0.9%	0.6%	1.0%
Attendance rate	96.3%	Up from 95.6%	97.0%	96.6%
Served by gifted and talented program	N/AV	N/AV	N/AV	N/AV
With disabilities other than speech	N/AV	N/AV	N/AV	N/AV
Older than usual for grade	N/AV	N/AV	N/AV	N/AV
Out-of-school suspensions or expulsions for violent and/or criminal offenses	0.6%	Down from 0.9%	0.0%	0.0%
Teachers (n=62)				
Teachers with advanced degrees	56.5%	Up from 56.3%	62.5%	63.0%
Continuing contract teachers	N/AV	N/AV	N/AV	N/AV
Teachers returning from previous year	89.4%	Up from 87.4%	90.1%	88.7%
Teacher attendance rate	94.6%	Up from 93.9%	95.0%	95.1%
Average teacher salary*	\$46,366	Up 0.9%	\$49,205	\$47,210
Classes not taught by highly qualified teachers	0.0%	No Change	0.0%	0.0%
Professional development days/teacher	11.9 days	Down from 12.4 days	10.2 days	10.5 days
School				
Principal's years at school	4.0	Up from 3.0	5.0	4.0
Student-teacher ratio in core subjects	20.2 to 1	Up from 20.0 to 1	20.5 to 1	20.0 to 1
Prime instructional time	90.2%	Up from 89.0%	90.8%	90.5%
Opportunities in the arts	Good	No Change	Good	Good
SACS accreditation	Yes	No Change	Yes	Yes
Parents attending conferences	99.5%	Down from 100.0%	100.0%	100.0%
Character development program	Excellent	No Change	Excellent	Excellent
Dollars spent per pupil**	\$6,175	Down 3.0%	\$6,823	\$7,247
Percent of expenditures for instruction**	73.8%	Up from 72.8%	69.8%	68.2%
Percent of expenditures for teacher salaries**	72.2%	Up from 71.6%	68.0%	65.7%
ESEA composite index score	98.3	N/A	95.4	91.9

* Length of contract = 185+ days.

** Prior year audited financial data available.

EVALUATION RESULTS

	Teachers	Students*	Parents*
Number of surveys returned	63	114	82
Percent satisfied with learning environment	100.0%	99.1%	97.5%
Percent satisfied with social and physical environment	100.0%	99.1%	95.1%
Percent satisfied with school-home relations	100.0%	99.1%	96.3%

*Only students at the highest elementary school grade level at this school and their parents were included.

REPORT OF PRINCIPAL AND SCHOOL IMPROVEMENT COUNCIL

Nestled in the heart of Summerville, SC, Flowertown Elementary School is home to a thriving community of “busy bee” students, staff, and parents who work together collaboratively by expressing confidence in each other and by appreciating the diversity of skills represented by each member of the community. A bustling hive of approximately 1,050 PK-5th grade busy bees, we begin each day by reinforcing our school's belief that “Bee”ing the Best We can Be Begins with Me!

Our high expectations for students has enabled us to meet AYP for nine consecutive years; achieve a rating of “Excellent” on the SC School Report Card in both growth and absolute achievement; receive the Palmetto Gold Award for academic achievement; and be named a PBIS Ribbon School for successful implementation of the Positive Behavior Intervention and Support Program.

Flowertown provides numerous opportunities that help develop and enrich all students both as learners and as members of their community. We provide educational support above and beyond classroom instruction through the use of technology, small group interventions, and enrichment opportunities. A strong commitment to service learning provides a vehicle for developing citizens with a strong sense of community. We are proud to boast that in addition to the many school-wide service learning initiatives during this past school year, every 4th and 5th grade student participated in at least one of the 35 additional year-long service learning projects led by staff members. With the help of business partners, a newly added outdoor learning environment has provided students with opportunities to interact with the environment and learn the importance of being “green.” We also believe that artistic enrichment goes hand-in-hand with academic enrichment, and evidence of our strong arts program can be seen in student displays throughout our building. We are proud to sponsor yearly Kids Art Fairs, a variety of musical performances, and an annual theatrical performance.

As a Title I school, we face many challenges including evergrowing diversity in an increasingly transient student population. However, we are thankful for the on-going support of an amazing SIC, PTA and numerous Business Partners. It is with their continued support that we are able to provide our students with educational opportunities that not only maintain a culture of academic excellence, but also extend learning beyond the classroom to help develop well-rounded, socially responsible students. Our students learn to value the fundamental principle of “Being Respectful, Responsible, and Ready to Learn!”

Donna Goodwin, Principal ☐☐
Call, SIC Chairperson

Debbie

Comprehensive detail, including definitions of ratings, performance criteria, and explanations of status, is available on www.ed.sc.gov and www.eoc.sc.gov as well as school and school district websites.

Printed versions are available from school districts upon request.

Abbreviations Key

N/A Not Applicable N/AV Not Available N/C Not Collected N/R Not Reported I/S Insufficient Sample TBD To be determined
NI Newly Identified CSI Continuing School Improvement CA Corrective Action RP Plan to Restructure R Restructure DELAY School Improvement Status HOLD School Improvement Status