

# SC Annual School Report Card Summary

Newington Elementary School  
Dorchester School District Two  
Grades: PK-5 Enrollment: 843  
Principal: Camilla Groome  
Superintendent: Joseph R. Pye  
Board Chair: Frances Townsend

## PERFORMANCE

Comprehensive detail, including definitions of ratings, performance criteria, and explanations of status, is available on [www.ed.sc.gov](http://www.ed.sc.gov) and [www.eoc.sc.gov](http://www.eoc.sc.gov) as well as school and school district websites. Printed versions are available from school districts upon request.

YEAR	ABSOLUTE RATING	GROWTH RATING	PALMETTO GOLD AND SILVER AWARD		ESEA/FEDERAL ACCOUNTABILITY RATING SYSTEM	
			General Performance	Closing the Gap	ESEA Grade	Accountability Indicator
2012	Excellent	Excellent	TBD	TBD	B	Focus
2011	Excellent	Excellent	Gold	N/A	Not Met	N/A
2010	Excellent	Excellent	Gold	Silver	Met	N/A

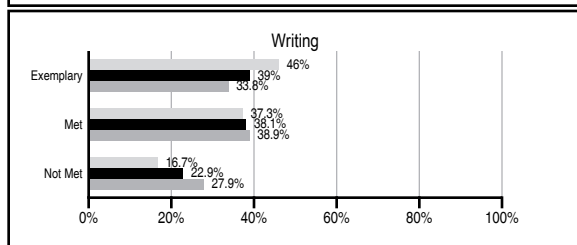
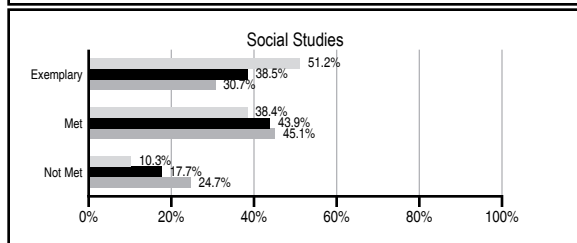
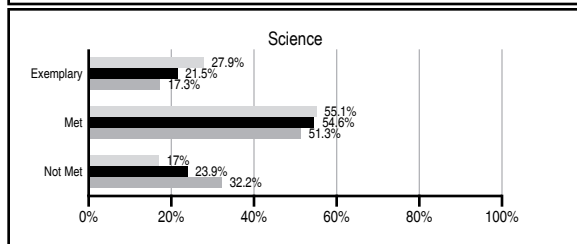
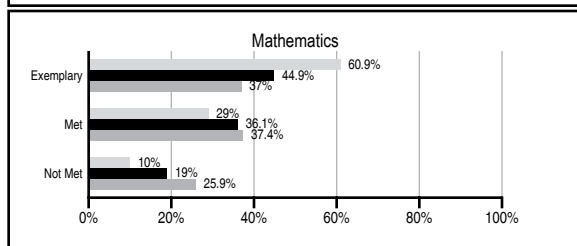
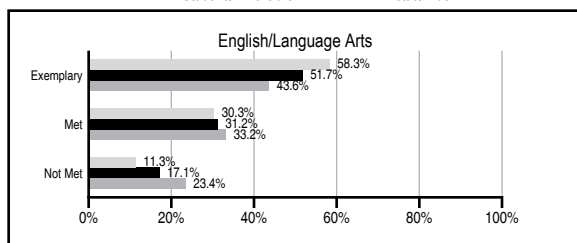
## ABSOLUTE RATINGS OF ELEMENTARY SCHOOLS WITH STUDENTS LIKE OURS\*

EXCELLENT	GOOD	AVERAGE	BELOW AVERAGE	AT-RISK
47	30	10	1	0

\* Ratings are calculated with data available by 11/07/2012. Schools with Students Like Ours are Elementary Schools with Poverty Indices of no more than 5% above or below the index for this school.



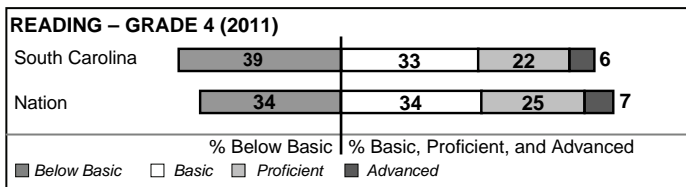
## PASS PERFORMANCE

Our School Elementary Schools with Students Like Ours Elementary schools statewide



## NAEP PERFORMANCE\*

\* Performance reported for SC and nation, data not available at school level. Percentages at NAEP Achievement Levels.



## SC PERFORMANCE VISION

By 2020 all students will graduate with the knowledge and skills necessary to compete successfully in the global economy, participate in a democratic society and contribute positively as members of families and communities.

### Abbreviations Key

N/A Not Applicable N/AV Not Available N/C Not Collected N/R Not Reported I/S Insufficient Sample TBD To be determined

# Newington Elementary School [Dorchester School District Two]

## SCHOOL PROFILE

	Our School	Change from Last Year	Elementary Schools with Students Like Ours	Median Elementary School
<b>Students (n=843)</b>				
Retention rate	1.2%	No Change	0.9%	1.0%
Attendance rate	96.6%	Up from 96.0%	96.8%	96.6%
Served by gifted and talented program	N/AV	N/AV	N/AV	N/AV
With disabilities other than speech	N/AV	N/AV	N/AV	N/AV
Older than usual for grade	N/AV	N/AV	N/AV	N/AV
Out-of-school suspensions or expulsions for violent and/or criminal offenses	0.1%	Down from 1.6%	0.0%	0.0%
<b>Teachers (n=53)</b>				
Teachers with advanced degrees	50.9%	Down from 55.6%	63.5%	63.0%
Continuing contract teachers	N/AV	N/AV	N/AV	N/AV
Teachers returning from previous year	89.6%	Up from 89.2%	90.3%	88.7%
Teacher attendance rate	95.1%	Up from 93.7%	95.1%	95.1%
Average teacher salary*	\$44,604	Up 0.0%	\$48,843	\$47,210
Classes not taught by highly qualified teachers	0.0%	No Change	0.0%	0.0%
Professional development days/teacher	15.3 days	Up from 10.0 days	10.9 days	10.5 days
<b>School</b>				
Principal's years at school	12.0	Up from 11.0	5.0	4.0
Student-teacher ratio in core subjects	19.0 to 1	Down from 19.5 to 1	20.3 to 1	20.0 to 1
Prime instructional time	89.8%	Up from 88.3%	90.5%	90.5%
Opportunities in the arts	Good	No Change	Good	Good
SACS accreditation	Yes	No Change	Yes	Yes
Parents attending conferences	100.0%	No Change	100.0%	100.0%
Character development program	Excellent	No Change	Excellent	Excellent
Dollars spent per pupil**	\$7,034	Down 2.3%	\$6,781	\$7,247
Percent of expenditures for instruction**	61.3%	Up from 60.6%	68.4%	68.2%
Percent of expenditures for teacher salaries**	60.2%	Up from 59.6%	66.5%	65.7%
ESEA composite index score	89.1	N/A	94.7	91.9

\* Length of contract = 185+ days.

\*\* Prior year audited financial data available.

## EVALUATION RESULTS

	Teachers	Students*	Parents*
Number of surveys returned	60	121	98
Percent satisfied with learning environment	98.3%	86.8%	91.8%
Percent satisfied with social and physical environment	100.0%	90.7%	91.8%
Percent satisfied with school-home relations	94.9%	93.3%	88.7%

\*Only students at the highest elementary school grade level at this school and their parents were included.

## REPORT OF PRINCIPAL AND SCHOOL IMPROVEMENT COUNCIL

The 2011-12 year was filled with the fun of learning and flourishing as leaders at Newington Elementary. Our classroom lessons were creative and engaging. Students interacted with technology, worked in groups to create projects or solve problems, and contributed to our community through classroom instructional activities that were also connected to leadership and service learning. The students contributed to the Palmetto House, Dorchester County Recycling, the Ronald McDonald House, the American Cancer Society and Jump Rope for Heart. We participated in memorable Peace Flag celebrations throughout the year including school wide BINGO, hallway dances, and Locks for Love. The chorus and recorder clubs performed, students ran the Dolphin Run, and a production of Suessical, Jr. awed young and old alike. We enjoyed hosting visitors for our 1st Leadership Day in April, where our students showcased their talents in performance and public speaking. Through the implementation of the Leader in Me and our club days, our students demonstrated their abilities to lead in all areas of the school culture.

The year was challenging for our staff and students as we continued to implement a rigorous curriculum, participated in benchmark testing, and debriefed about data. As a result, we celebrated successes and planned for differentiated lessons that would challenge each child based on his or her personal performance. Our teachers planned together and trained in the implementation of the Common Core standards and the 7 Habits of Highly Effective People.

We have been blessed with continued success in the team effort of our students, staff, and parents. The results from the 2011 Palmetto Assessment of State Standards reflected gains and earned Newington another "Excellent" report card from the State Department of Education, as well as the Palmetto Gold Award for student achievement. In addition to school wide successes, individual students were winners in essay contests, class and school spelling bees, athletic challenges, and school and district PTA Reflections contests. We ended the year by celebrating our seventy-seven Third-fifth grade Silver and Gold Honor Roll recipients (all A's for 3 or 4 nine weeks), our Kindergarten graduation, and hosting our ever popular Reading Carnival. We are extremely proud of the accomplishments of our students, staff and families as we work together to provide our children with the best educational experience possible.

As you can see, it was another wonderful year for our Newington family. Students and staff challenged each other to be leaders of our selves while living the 7 Habits. We look forward to the 2012-2013 school year. We will be learning more about the Common Core standards as we phase them in over the coming year and we will continue to integrate the Leader in Me philosophy of student leadership along with our PBIS (Positive Behavior Interventions and Supports) goals.

Touching the heart and mind of every learner and developing leaders of our selves is our steadfast commitment.

Cammy Groome, Principal

Catherine Oliver, SIC Chair

Comprehensive detail, including definitions of ratings, performance criteria, and explanations of status, is available on [www.ed.sc.gov](http://www.ed.sc.gov) and [www.eoc.sc.gov](http://www.eoc.sc.gov) as well as school and school district websites.

Printed versions are available from school districts upon request.

### Abbreviations Key

N/A Not Applicable N/AV Not Available N/C Not Collected N/R Not Reported I/S Insufficient Sample TBD To be determined

NI Newly Identified CSI Continuing School Improvement CA Corrective Action RP Plan to Restructure R Restructure DELAY School Improvement Status HOLD School Improvement Status