

SC Annual School Report Card Summary

Spann Elementary School
Dorchester School District Two
Grades: PK-5 Enrollment: 810
Principal: Shane Sanford
Superintendent: Joseph R. Pye
Board Chair: Frances Townsend

PERFORMANCE

Comprehensive detail, including definitions of ratings, performance criteria, and explanations of status, is available on www.ed.sc.gov and www.eoc.sc.gov as well as school and school district websites. Printed versions are available from school districts upon request.

YEAR	ABSOLUTE RATING	GROWTH RATING	PALMETTO GOLD AND SILVER AWARD		ESEA/FEDERAL ACCOUNTABILITY RATING SYSTEM	
			General Performance	Closing the Gap	ESEA Grade	Accountability Indicator
2012	Excellent	Excellent	TBD	TBD	A	N/A
2011	Excellent	Excellent	Gold	Silver	Met	N/A
2010	Good	Good	Silver	N/A	Met	N/A

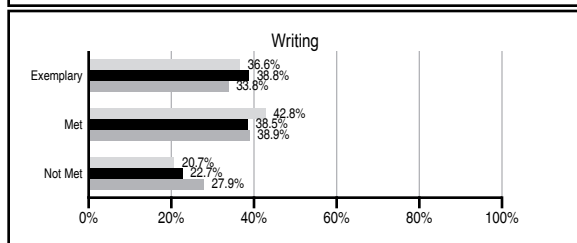
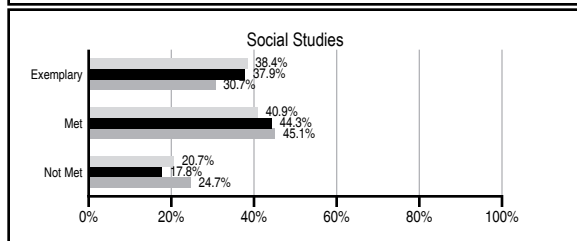
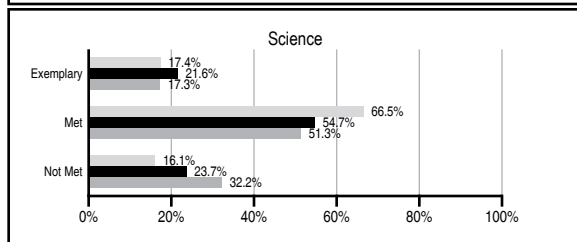
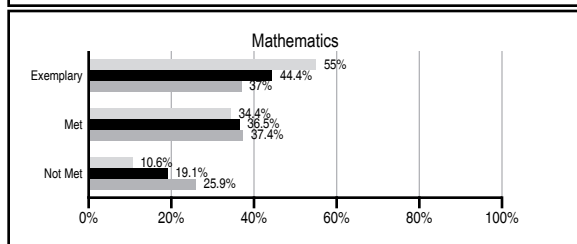
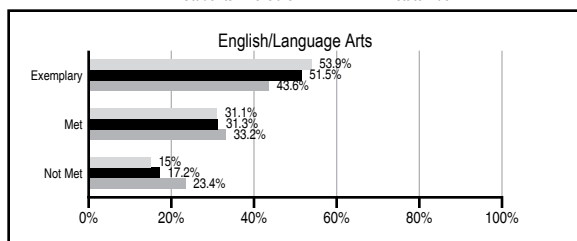
ABSOLUTE RATINGS OF ELEMENTARY SCHOOLS WITH STUDENTS LIKE OURS*

EXCELLENT	GOOD	AVERAGE	BELOW AVERAGE	AT-RISK
42	32	10	1	0

* Ratings are calculated with data available by 11/07/2012. Schools with Students Like Ours are Elementary Schools with Poverty Indices of no more than 5% above or below the index for this school.




PASS PERFORMANCE

Our School Elementary Schools with Students Like Ours Elementary schools statewide



NAEP PERFORMANCE*

* Performance reported for SC and nation, data not available at school level. Percentages at NAEP Achievement Levels.



SC PERFORMANCE VISION

By 2020 all students will graduate with the knowledge and skills necessary to compete successfully in the global economy, participate in a democratic society and contribute positively as members of families and communities.

Abbreviations Key

N/A Not Applicable N/AV Not Available N/C Not Collected N/R Not Reported I/S Insufficient Sample TBD To be determined

Spann Elementary School [Dorchester School District

SCHOOL PROFILE

	Our School	Change from Last Year	Elementary Schools with Students Like Ours	Median Elementary School
Students (n=810)				
Retention rate	0.9%	Up from 0.7%	0.9%	1.0%
Attendance rate	96.9%	Up from 96.2%	96.8%	96.6%
Served by gifted and talented program	N/AV	N/AV	N/AV	N/AV
With disabilities other than speech	N/AV	N/AV	N/AV	N/AV
Older than usual for grade	N/AV	N/AV	N/AV	N/AV
Out-of-school suspensions or expulsions for violent and/or criminal offenses	0.1%	Down from 6.1%	0.0%	0.0%
Teachers (n=58)				
Teachers with advanced degrees	60.3%	Up from 58.3%	64.3%	63.0%
Continuing contract teachers	N/AV	N/AV	N/AV	N/AV
Teachers returning from previous year	93.5%	Down from 94.4%	89.3%	88.7%
Teacher attendance rate	95.3%	Up from 94.5%	95.0%	95.1%
Average teacher salary*	\$49,089	Up 0.6%	\$48,828	\$47,210
Classes not taught by highly qualified teachers	0.0%	No Change	0.0%	0.0%
Professional development days/teacher	14.5 days	Up from 10.1 days	11.6 days	10.5 days
School				
Principal's years at school	1.0	Down from 5.0	5.0	4.0
Student-teacher ratio in core subjects	17.8 to 1	Down from 19.4 to 1	20.1 to 1	20.0 to 1
Prime instructional time	90.1%	Down from 90.2%	90.1%	90.5%
Opportunities in the arts	Good	No Change	Good	Good
SACS accreditation	Yes	No Change	Yes	Yes
Parents attending conferences	99.8%	Down from 100.0%	100.0%	100.0%
Character development program	Excellent	No Change	Excellent	Excellent
Dollars spent per pupil**	\$6,971	Down 2.8%	\$6,941	\$7,247
Percent of expenditures for instruction**	69.7%	Up from 68.4%	68.3%	68.2%
Percent of expenditures for teacher salaries**	68.2%	Up from 67.2%	66.5%	65.7%
ESEA composite index score	97.6	N/A	95.1	91.9

* Length of contract = 185+ days.

** Prior year audited financial data available.

EVALUATION RESULTS

	Teachers	Students*	Parents*
Number of surveys returned	45	146	72
Percent satisfied with learning environment	95.6%	84.0%	91.4%
Percent satisfied with social and physical environment	97.8%	87.5%	90.1%
Percent satisfied with school-home relations	93.3%	89.6%	90.1%

*Only students at the highest elementary school grade level at this school and their parents were included.

REPORT OF PRINCIPAL AND SCHOOL IMPROVEMENT COUNCIL

The 2011-12 school year at Spann Elementary School was another successful one in our "Habitat for Learning." We challenged students to live up to our yearly theme:

"ExSPANnding our minds through learning....our hearts through service....for a better world." They certainly rose to the challenge! Not only did our students achieve and succeed, but our staff worked tirelessly to meet our three main school goals.

Our first goal, to increase performance rates of all students on state and local assessments, was met by our students expanding their minds through learning. Spann, for the first time, increased their absolute report card rating and growth rating from GOOD to EXCELLENT. By doing this, we were awarded the Palmetto Gold Award for overall progress and the Palmetto Silver Award for Closing the Achievement Gap. Once again we met Adequate Yearly Progress by meeting 17 of 17 objectives. Students continued improving on district grade level benchmark tests in math and reading. A new program to encourage students to read, Reading Counts, was begun school-wide. We also successfully implemented a comprehensive K-5 Pyramid of Intervention. Through individual student data and the Student Support Team we were able to identify students who required extra support in literacy and math. These students were provided with a variety of interventions such as after school tutoring, after school programs, small group literacy, small group math, Systems 44, Read 180, computer based instruction, and others.

Our final goal, which was to continue to improve school culture, climate, and relationships, was a crucial goal to meet. With new staff members on board from the classroom to the front office it was imperative for the school family to build and foster new relationships. Spann was able to positively improve climate, culture, and relationships through relationship building, staff developments, family centered workshops, PTA family events, service projects, a rejuvenated emphasis on PBIS (positive behavior interventions and supports), and an emphasis on parent/school communication. All grade levels participated in a service project to expand our hearts through service for a better world. Students were able to earn individual and class CORE credit rewards to encourage improved student behavior.

Even though we accomplished our goals above and beyond what we expected, there is still room to improve and work to be done. An EXCELLENT rating is wonderful, but we can continue to improve our performance on district and state assessments. Relationship building has been key to our overall school climate, but we will diligently monitor and adjust our PBIS program to further decrease discipline referrals. Teachers will be hard at work in 2012-13 implementing new Common Core Standards into their curriculum and instruction. With parents, staff, students, and the community working together, we can make our Spann Pandas soar even higher next year!

Mr. Shane Sanford, Principal Mrs. Anita Jackson, SIC Chairperson

Comprehensive detail, including definitions of ratings, performance criteria, and explanations of status, is available on www.ed.sc.gov and www.eoc.sc.gov as well as school and school district websites.

Printed versions are available from school districts upon request.

Abbreviations Key

N/A Not Applicable N/AV Not Available N/C Not Collected N/R Not Reported I/S Insufficient Sample TBD To be determined

NI Newly Identified CSI Continuing School Improvement CA Corrective Action RP Plan to Restructure R Restructure DELAY School Improvement Status HOLD School Improvement Status