



# SC Annual School Report Card Summary

Summerville Elementary School  
Dorchester School District Two  
Grades: PK-5 Enrollment: 811  
Principal: Lori Dibble  
Superintendent: Joseph R. Pye  
Board Chair: Frances Townsend

## PERFORMANCE

Comprehensive detail, including definitions of ratings, performance criteria, and explanations of status, is available on [www.ed.sc.gov](http://www.ed.sc.gov) and [www.eoc.sc.gov](http://www.eoc.sc.gov) as well as school and school district websites. Printed versions are available from school districts upon request.

YEAR	ABSOLUTE RATING	GROWTH RATING	PALMETTO GOLD AND SILVER AWARD		ESEA/FEDERAL ACCOUNTABILITY RATING SYSTEM	
			General Performance	Closing the Gap	ESEA Grade	Accountability Indicator
2012	Excellent	Good	TBD	TBD	A	Focus
2011	Good	Average	Silver	N/A	Not Met	N/A
2010	Good	Good	Silver	N/A	Met	N/A

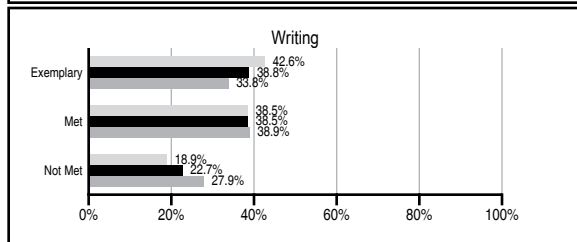
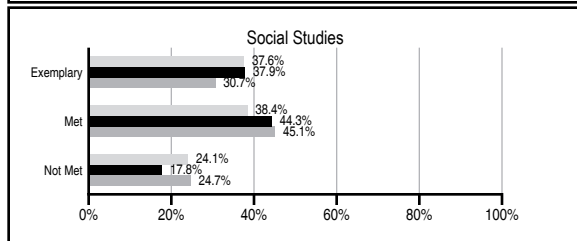
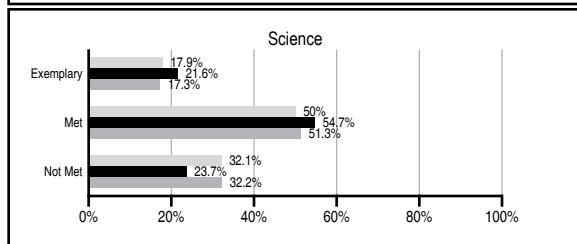
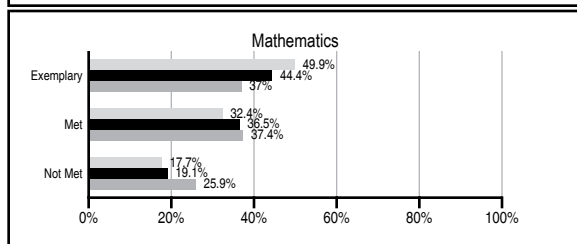
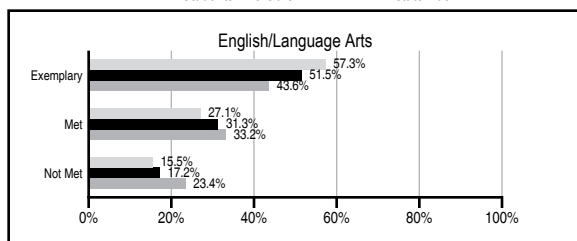
## ABSOLUTE RATINGS OF ELEMENTARY SCHOOLS WITH STUDENTS LIKE OURS\*

EXCELLENT	GOOD	AVERAGE	BELOW AVERAGE	AT-RISK
42	32	10	1	0

\* Ratings are calculated with data available by 11/07/2012. Schools with Students Like Ours are Elementary Schools with Poverty Indices of no more than 5% above or below the index for this school.

## PASS PERFORMANCE

Our School Elementary Schools with Students Like Ours Elementary schools statewide



## NAEP PERFORMANCE\*

\* Performance reported for SC and nation, data not available at school level. Percentages at NAEP Achievement Levels.



## SC PERFORMANCE VISION

By 2020 all students will graduate with the knowledge and skills necessary to compete successfully in the global economy, participate in a democratic society and contribute positively as members of families and communities.

### Abbreviations Key

N/A Not Applicable N/AV Not Available N/C Not Collected N/R Not Reported I/S Insufficient Sample TBD To be determined

# Summerville Elementary School [Dorchester School District Two]

## SCHOOL PROFILE

	Our School	Change from Last Year	Elementary Schools with Students Like Ours	Median Elementary School
<b>Students (n=811)</b>				
Retention rate	0.4%	Up from 0.2%	0.9%	1.0%
Attendance rate	96.3%	Up from 96.1%	96.8%	96.6%
Served by gifted and talented program	N/AV	N/AV	N/AV	N/AV
With disabilities other than speech	N/AV	N/AV	N/AV	N/AV
Older than usual for grade	N/AV	N/AV	N/AV	N/AV
Out-of-school suspensions or expulsions for violent and/or criminal offenses	0.0%	Down from 0.2%	0.0%	0.0%
<b>Teachers (n=54)</b>				
Teachers with advanced degrees	72.2%	Up from 66.1%	64.3%	63.0%
Continuing contract teachers	N/AV	N/AV	N/AV	N/AV
Teachers returning from previous year	85.4%	Up from 84.5%	89.3%	88.7%
Teacher attendance rate	94.9%	Up from 94.1%	95.0%	95.1%
Average teacher salary*	\$49,906	Down 0.9%	\$48,828	\$47,210
Classes not taught by highly qualified teachers	0.0%	Down from 0.8%	0.0%	0.0%
Professional development days/teacher	9.1 days	Up from 8.3 days	11.6 days	10.5 days
<b>School</b>				
Principal's years at school	3.0	Up from 2.0	5.0	4.0
Student-teacher ratio in core subjects	18.2 to 1	Down from 19.0 to 1	20.1 to 1	20.0 to 1
Prime instructional time	90.6%	Up from 90.1%	90.1%	90.5%
Opportunities in the arts	Good	No Change	Good	Good
SACS accreditation	Yes	No Change	Yes	Yes
Parents attending conferences	100.0%	No Change	100.0%	100.0%
Character development program	Excellent	No Change	Excellent	Excellent
Dollars spent per pupil**	\$7,073	Down 8.3%	\$6,941	\$7,247
Percent of expenditures for instruction**	67.5%	Up from 65.2%	68.3%	68.2%
Percent of expenditures for teacher salaries**	66.5%	Up from 63.5%	66.5%	65.7%
ESEA composite index score	92.4	N/A	95.1	91.9

\* Length of contract = 185+ days.

\*\* Prior year audited financial data available.

## EVALUATION RESULTS

	Teachers	Students*	Parents*
Number of surveys returned	50	124	57
Percent satisfied with learning environment	96.0%	92.7%	96.4%
Percent satisfied with social and physical environment	96.0%	86.2%	96.5%
Percent satisfied with school-home relations	94.0%	83.9%	98.2%

\*Only students at the highest elementary school grade level at this school and their parents were included.

## REPORT OF PRINCIPAL AND SCHOOL IMPROVEMENT COUNCIL

Summerville Elementary School, "Where Leadership is an Art", is a neighborhood school nestled within the heart of Summerville. Our mission is to lead the way every learner every day, with rigor, relevance, and relationships. Our goal is to create leaders of self by teaching skills of self-discipline, self-awareness, and self-confidence. We are proud to have been named the 25th Lighthouse School in the world through The Leader in Me program.

We celebrate the growth we have seen in our school this past year. SES received the Palmetto Silver Award for student improvement. Our teachers were engaged in monthly debriefings to analyze student data in order to improve instruction and meet the diverse needs of our learners. Every one of our students, 4K – 5th grade, have their own data notebooks where they set personal and academic goals and track their progress throughout the year. These notebooks are used during student-led conferences with parents and peers. At our annual Parent Information Night, teachers share our school goals and classroom goals with parents to ensure a successful year. Students are involved in leadership roles for parent nights, PTA meetings, Arts Festival, Leadership Day, Award Ceremonies and various family nights.

We attribute our successes to our dedicated students, teachers, parents, and community. We are fortunate to have a deeply involved business community that supports our efforts inside the classroom by offering their time and expertise to co-teach lessons with teachers. This Adopt-a-Teacher model allows our students to experience life skills through the eyes of professionals in the field. They are truly impacting a generation of learners at SES.

Our systematic approach to interventions allowed us to offer instructional support to our students in kindergarten through fifth grades in the area of reading and literacy. We successfully incorporated an Accelerated First concept this year, providing an environment that immerses our at-risk learners in literature. Students participating in these programs showed a year's growth in their reading level. We also utilized a Math and Science coach to work with teachers on standards alignment and curriculum development. We are proud to recognize our Robotics team, which placed first in the state for Presentation.

Our day begins with students presenting the news and ends with them giving the afternoon announcements. They are involved in decision-making that includes participation in interviews for potential teacher candidates. We are committed to keeping our students at the centerpoint of everything we do. We set our yearly goals that include plans to benefit each and every child that we are honored to teach and mold for our future workforce.

Lori Dibble, Principal; Kathy Green and Tammie Golden, SIC Co-chairs

Comprehensive detail, including definitions of ratings, performance criteria, and explanations of status, is available on [www.ed.sc.gov](http://www.ed.sc.gov) and [www.eoc.sc.gov](http://www.eoc.sc.gov) as well as school and school district websites.

Printed versions are available from school districts upon request.

### Abbreviations Key

N/A Not Applicable N/AV Not Available N/C Not Collected N/R Not Reported I/S Insufficient Sample TBD To be determined

NI Newly Identified CSI Continuing School Improvement CA Corrective Action RP Plan to Restructure R Restructure DELAY School Improvement Status HOLD School Improvement Status