



SC Annual School Report Card Summary

Stewart Heights Elementary School
 Dillon School District Four
 Grades: PK-3 Enrollment: 394
 Principal: Wendy Pace
 Superintendent: D. Ray Rogers
 Board Chair: Fitzgerald Lytch

PERFORMANCE

Comprehensive detail, including definitions of ratings, performance criteria, and explanations of status, is available on www.ed.sc.gov and www.eoc.sc.gov as well as school and school district websites. Printed versions are available from school districts upon request.

YEAR	ABSOLUTE RATING	GROWTH RATING	PALMETTO GOLD AND SILVER AWARD		ESEA/FEDERAL ACCOUNTABILITY RATING SYSTEM	
			General Performance	Closing the Gap	ESEA Grade	Accountability Indicator
2012	Average	At-Risk	TBD	TBD	A	Reward
2011	Average	Average	N/A	N/A	N/A	N/A
2010	Average	Good	N/A	N/A	N/A	N/A

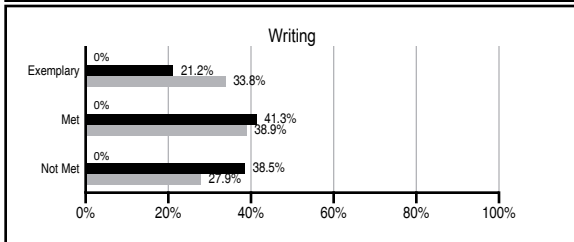
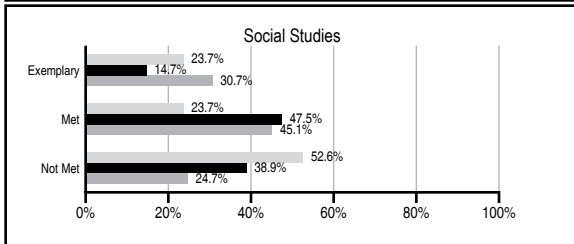
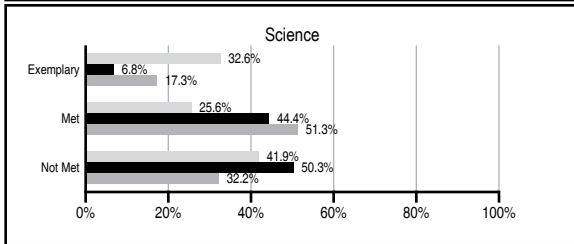
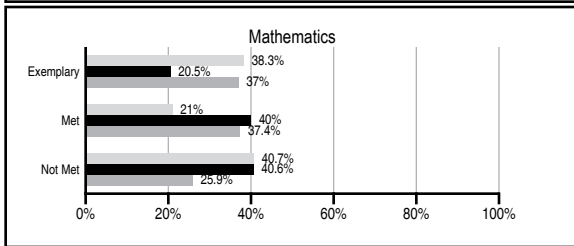
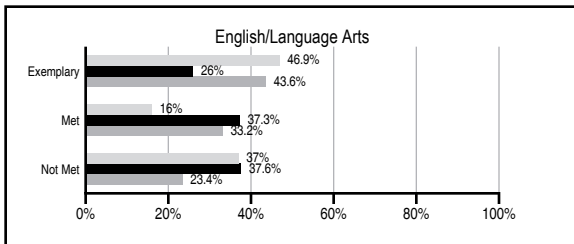
ABSOLUTE RATINGS OF ELEMENTARY SCHOOLS WITH STUDENTS LIKE OURS*

EXCELLENT	GOOD	AVERAGE	BELOW AVERAGE	AT-RISK
1	5	67	45	16

* Ratings are calculated with data available by 11/07/2012. Schools with Students Like Ours are Elementary Schools with Poverty Indices of no more than 5% above or below the index for this school.

PASS PERFORMANCE

Our School
 Elementary Schools with Students Like Ours
 Elementary schools statewide



NAEP PERFORMANCE*

* Performance reported for SC and nation, data not available at school level. Percentages at NAEP Achievement Levels.



SC PERFORMANCE VISION

By 2020 all students will graduate with the knowledge and skills necessary to compete successfully in the global economy, participate in a democratic society and contribute positively as members of families and communities.

Abbreviations Key

N/A Not Applicable N/AV Not Available N/C Not Collected N/R Not Reported I/S Insufficient Sample TBD To be determined

**Stewart Heights Elementary School
[Dillon School District Four]**

SCHOOL PROFILE

	Our School	Change from Last Year	Elementary Schools with Students Like Ours	Median Elementary School
Students (n=394)				
Retention rate	1.7%	N/A	1.2%	1.0%
Attendance rate	96.9%	N/A	96.4%	96.6%
Served by gifted and talented program	N/AV	N/AV	N/AV	N/AV
With disabilities other than speech	N/AV	N/AV	N/AV	N/AV
Older than usual for grade	N/AV	N/AV	N/AV	N/AV
Out-of-school suspensions or expulsions for violent and/or criminal offenses	0.0%	N/R	0.0%	0.0%
Teachers (n=21)				
Teachers with advanced degrees	57.1%	N/A	62.5%	63.0%
Continuing contract teachers	N/AV	N/AV	N/AV	N/AV
Teachers returning from previous year	N/A	N/A	84.8%	88.7%
Teacher attendance rate	95.0%	N/R	95.2%	95.1%
Average teacher salary*	\$44,712	I/S	\$44,712	\$47,210
Classes not taught by highly qualified teachers	0.0%	N/A	0.0%	0.0%
Professional development days/teacher	0.7 days	N/R	9.5 days	10.5 days
School				
Principal's years at school	27.0	N/R	4.0	4.0
Student-teacher ratio in core subjects	21.0 to 1	N/R	18.1 to 1	20.0 to 1
Prime instructional time	91.4%	N/R	90.6%	90.5%
Opportunities in the arts	Good	N/R	Good	Good
SACS accreditation	Yes	N/R	Yes	Yes
Parents attending conferences	98.8%	N/R	100.0%	100.0%
Character development program	Excellent	N/R	Excellent	Excellent
Dollars spent per pupil**	N/A	N/A	\$8,317	\$7,247
Percent of expenditures for instruction**	N/A	N/A	66.0%	68.2%
Percent of expenditures for teacher salaries**	N/A	N/A	62.7%	65.7%
ESEA composite index score	95.5	N/A	79.1	91.9

* Length of contract = 185+ days.

** Prior year audited financial data available.

REPORT OF PRINCIPAL AND SCHOOL IMPROVEMENT COUNCIL

Stewart Heights Elementary School serves students in grades pre-kindergarten through third grade. The school is a Title I Schoolwide Project site due to the high number of students on free and reduced lunch status. Ninety-seven to ninety-nine percent of the students fall into this category each year. The student population averages 80% African-American, 15% White and 5% other.

The South Carolina Academic Standards are used as the basis for all instructional activities. Teachers meet weekly to plan standards based lessons to help prepare the students for the next grade level and for the Palmetto Assessment of State Standards Test (PASS) that is administered to all third grade students in March and May. During the 2011-2012 school year, parents were invited to attend kindergarten orientation programs, Parent Day conferences, P.T.O. Open Houses, Authors' Tea Programs, PASS Parent Nights, American Education Week activities, and academic conferences. Home/school relations were enhanced by way of quarterly school newsletters, weekly classroom newsletters, and teacher calls/notes. Students were recognized weekly for displaying positive character traits through the school's Kids with Character Program. Students also received recognition during quarterly Awards Day Programs for their academic accomplishments and for having perfect attendance.

English Language Arts, math, science, and social studies served as the core curriculum in all classrooms during the past year. Supplies and materials were purchased to support goals identified in the school's Title I Project. Technology was effectively used to motivate the students. Promethean Boards were used in all classrooms and laptop computers were available for teacher check-out. Response-to-Intervention (RTI) services were rendered to kindergarten students in the areas of English Language Arts and math. Experienced interventionists worked with students on a weekly basis. Efforts such as these helped lower the retention rate at Stewart Heights Elementary School.

Jayne C. Lee, Principal
Floyd, SIC Chairman

Robin

EVALUATION RESULTS

	Teachers	Students*	Parents*
Number of surveys returned	24	86	49
Percent satisfied with learning environment	95.8%	97.7%	100.0%
Percent satisfied with social and physical environment	95.8%	97.7%	95.9%
Percent satisfied with school-home relations	95.8%	97.7%	95.8%

*Only students at the highest elementary school grade level at this school and their parents were included.

Comprehensive detail, including definitions of ratings, performance criteria, and explanations of status, is available on www.ed.sc.gov and www.eoc.sc.gov as well as school and school district websites.

Printed versions are available from school districts upon request.

Abbreviations Key

N/A Not Applicable N/AV Not Available N/C Not Collected N/R Not Reported I/S Insufficient Sample TBD To be determined

NI Newly Identified CSI Continuing School Improvement CA Corrective Action RP Plan to Restructure R Restructure DELAY School Improvement Status HOLD School Improvement Status