



SC Annual School Report Card Summary

East Elementary School
 Dillon School District Four
 Grades: PK-3 Enrollment: 578
 Principal: Bobbie Walters
 Superintendent: D. Ray Rogers
 Board Chair: Fitzgerald Lytch

PERFORMANCE

Comprehensive detail, including definitions of ratings, performance criteria, and explanations of status, is available on www.ed.sc.gov and www.eoc.sc.gov as well as school and school district websites. Printed versions are available from school districts upon request.

YEAR	ABSOLUTE RATING	GROWTH RATING	PALMETTO GOLD AND SILVER AWARD		ESEA/FEDERAL ACCOUNTABILITY RATING SYSTEM	
			General Performance	Closing the Gap	ESEA Grade	Accountability Indicator
2012	Average	At-Risk	TBD	TBD	B	Reward
2011	Average	Average	N/A	N/A	N/A	N/A
2010	Average	Below Average	N/A	N/A	N/A	N/A

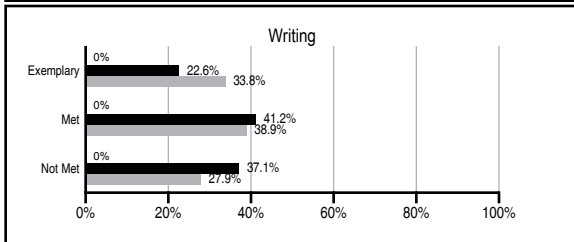
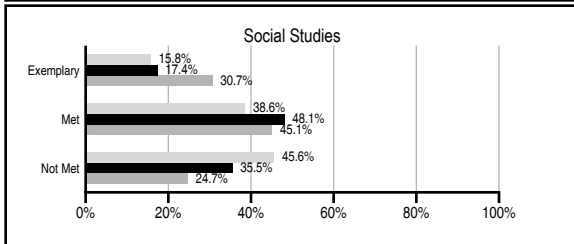
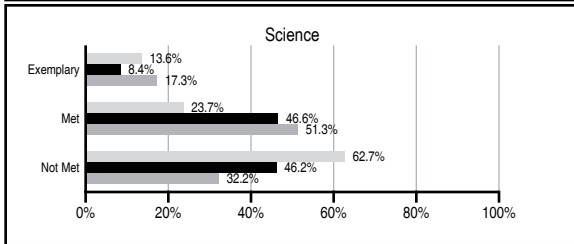
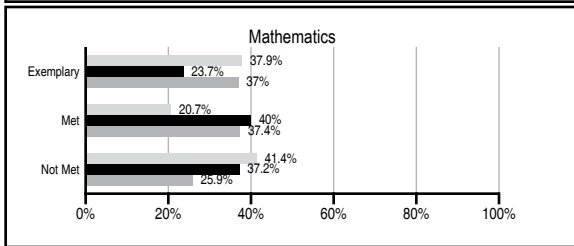
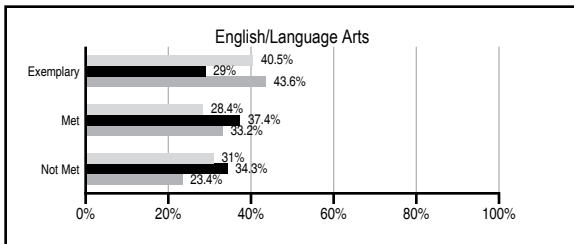
ABSOLUTE RATINGS OF ELEMENTARY SCHOOLS WITH STUDENTS LIKE OURS*

EXCELLENT	GOOD	AVERAGE	BELOW AVERAGE	AT-RISK
4	13	112	43	16

* Ratings are calculated with data available by 11/07/2012. Schools with Students Like Ours are Elementary Schools with Poverty Indices of no more than 5% above or below the index for this school.

PASS PERFORMANCE

Our School
 Elementary Schools with Students Like Ours
 Elementary schools statewide



NAEP PERFORMANCE*

* Performance reported for SC and nation, data not available at school level. Percentages at NAEP Achievement Levels.



SC PERFORMANCE VISION

By 2020 all students will graduate with the knowledge and skills necessary to compete successfully in the global economy, participate in a democratic society and contribute positively as members of families and communities.

Abbreviations Key

N/A Not Applicable N/AV Not Available N/C Not Collected N/R Not Reported I/S Insufficient Sample TBD To be determined

East Elementary School [Dillon School District Four]

SCHOOL PROFILE

	Our School	Change from Last Year	Elementary Schools with Students Like Ours	Median Elementary School
Students (n=578)				
Retention rate	6.0%	N/A	1.2%	1.0%
Attendance rate	96.9%	N/A	96.3%	96.6%
Served by gifted and talented program	N/AV	N/AV	N/AV	N/AV
With disabilities other than speech	N/AV	N/AV	N/AV	N/AV
Older than usual for grade	N/AV	N/AV	N/AV	N/AV
Out-of-school suspensions or expulsions for violent and/or criminal offenses	0.0%	N/R	0.0%	0.0%
Teachers (n=30)				
Teachers with advanced degrees	56.7%	N/A	61.2%	63.0%
Continuing contract teachers	N/AV	N/AV	N/AV	N/AV
Teachers returning from previous year	92.0%	N/A	85.7%	88.7%
Teacher attendance rate	95.6%	N/R	95.1%	95.1%
Average teacher salary*	\$43,889	I/S	\$45,417	\$47,210
Classes not taught by highly qualified teachers	0.0%	N/A	0.0%	0.0%
Professional development days/teacher	7.8 days	N/R	10.7 days	10.5 days
School				
Principal's years at school	4.0	N/R	4.0	4.0
Student-teacher ratio in core subjects	23.9 to 1	N/R	18.5 to 1	20.0 to 1
Prime instructional time	92.7%	N/R	90.5%	90.5%
Opportunities in the arts	Good	N/R	Good	Good
SACS accreditation	Yes	N/R	Yes	Yes
Parents attending conferences	98.2%	N/R	100.0%	100.0%
Character development program	Good	N/R	Excellent	Excellent
Dollars spent per pupil**	\$4,890	N/A	\$7,928	\$7,247
Percent of expenditures for instruction**	75.9%	N/A	67.0%	68.2%
Percent of expenditures for teacher salaries**	73.3%	N/A	63.5%	65.7%
ESEA composite index score	85.0	N/A	86.8	91.9

* Length of contract = 185+ days.

** Prior year audited financial data available.

EVALUATION RESULTS

	Teachers	Students*	Parents*
Number of surveys returned	31	111	92
Percent satisfied with learning environment	96.8%	91.7%	83.5%
Percent satisfied with social and physical environment	93.3%	84.7%	76.1%
Percent satisfied with school-home relations	93.5%	92.7%	77.8%

*Only students at the highest elementary school grade level at this school and their parents were included.

REPORT OF PRINCIPAL AND SCHOOL IMPROVEMENT COUNCIL

East Elementary School, a Palmetto Silver Award Recipient, strives to develop lifelong learners while also helping them grow socially and emotionally. Due to the large number to students receiving free or reduced lunch, we are a Title One school serving approximately 600 pre-kindergarten through third grade students.

Our dedicated teachers meet weekly to plan instructional activities that correlate to our state standards. They work diligently to implement these plans in order to prepare all students for the next grade and the Palmetto Assessment of State Standards. Teachers participate in professional development activities to remain knowledgeable about current research based teaching strategies. Our teachers are also learning about the Common Core Standards as we begin to make this transition.

Technology is integrated daily as students use computers in the classroom, the computer lab and media center. This allows students the opportunity to complete projects, research their interests, and develop their keyboarding skills. All teachers and students have access to interactive Promethean Boards and student laptops are available for small group or whole group activities. Teachers participate in a minimum of 6 hours of technology training throughout the school year.

Parent involvement is strongly encouraged and supported. During the 2011-2012 school year, parents were invited to Open House, academic conferences, PTO meetings, American Education Week activities, and PASS Parent Night. Quarterly parent nights included sessions on student attendance, using the parent portal, the school arts programs, and make and take workshops. Teachers have web portals that allow parents to access the most current classroom information.

Students are recognized for their accomplishments each month through the Cats With Character Program. Citizenship Awards were also presented at the end of the school year. Quarterly awards programs showcase students' academic achievements, citizenship and perfect attendance.

The community is also involved in recognizing students' performance. The following community clubs and businesses support our school: Woodman of the World, Burger King, Kiwanis Club, Zaxby's, and the Dillon High School Teacher Cadets. Service learning projects encourage our students, faculty, and staff to give back to the community. This year, we worked together to support the March of Dimes, United Way, Helping Hands Food Bank, Ronald McDonald House, Pennies for Patients and Operation Christmas Child.

Bobbie Walters, Principal
Celeste Gough, SIC Chair

Comprehensive detail, including definitions of ratings, performance criteria, and explanations of status, is available on www.ed.sc.gov and www.eoc.sc.gov as well as school and school district websites.

Printed versions are available from school districts upon request.

Abbreviations Key

N/A Not Applicable N/AV Not Available N/C Not Collected N/R Not Reported I/S Insufficient Sample TBD To be determined
NI Newly Identified CSI Continuing School Improvement CA Corrective Action RP Plan to Restructure R Restructure DELAY School Improvement Status HOLD School Improvement Status