



SC Annual School Report Card Summary

Edisto Beach Elementary School
 Colleton County Schools
 Grades: K-5 Enrollment: 19
 Principal: Martha Strickland
 Superintendent: Mrs. Leila Williams, Ed.S.
 Board Chair: Mr. William Bowman, Jr

PERFORMANCE

Comprehensive detail, including definitions of ratings, performance criteria, and explanations of status, is available on www.ed.sc.gov and www.eoc.sc.gov as well as school and school district websites. Printed versions are available from school districts upon request.

YEAR	ABSOLUTE RATING	GROWTH RATING	PALMETTO GOLD AND SILVER AWARD		ESEA/FEDERAL ACCOUNTABILITY RATING SYSTEM	
			General Performance	Closing the Gap	ESEA Grade	Accountability Indicator
2012	Good	Good	TBD	TBD	I	N/A
2011	Excellent	Excellent	Gold	N/A	Met	N/A
2010	Excellent	Excellent	Gold	N/A	Met	N/A

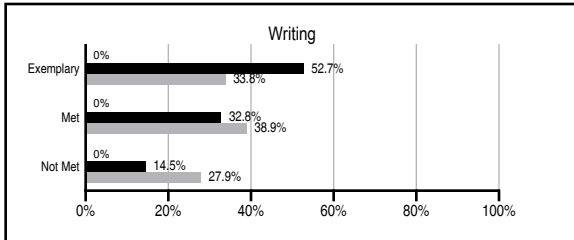
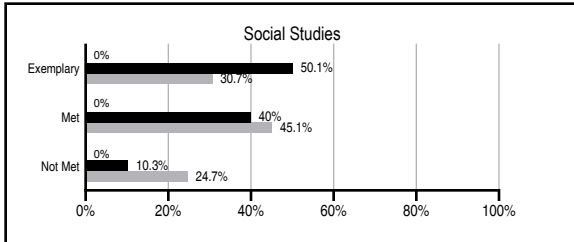
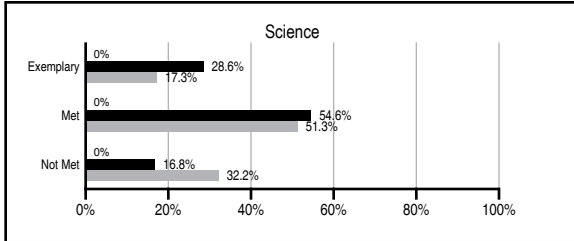
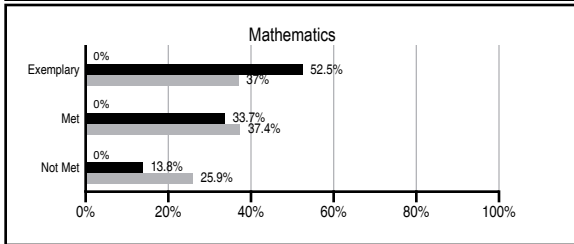
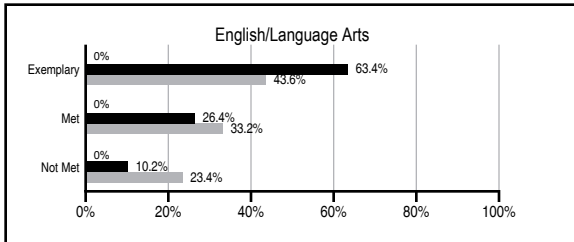
ABSOLUTE RATINGS OF ELEMENTARY SCHOOLS WITH STUDENTS LIKE OURS*

EXCELLENT	GOOD	AVERAGE	BELOW AVERAGE	AT-RISK
21	3	0	0	0

* Ratings are calculated with data available by 11/07/2012. Schools with Students Like Ours are Elementary Schools with Poverty Indices of no more than 5% above or below the index for this school.

PASS PERFORMANCE

Our School
 Elementary Schools with Students Like Ours
 Elementary schools statewide



NAEP PERFORMANCE*

* Performance reported for SC and nation, data not available at school level. Percentages at NAEP Achievement Levels.



SC PERFORMANCE VISION

By 2020 all students will graduate with the knowledge and skills necessary to compete successfully in the global economy, participate in a democratic society and contribute positively as members of families and communities.

Abbreviations Key

N/A Not Applicable N/AV Not Available N/C Not Collected N/R Not Reported I/S Insufficient Sample TBD To be determined

Edisto Beach Elementary School [Colleton County

SCHOOL PROFILE

	Our School	Change from Last Year	Elementary Schools with Students Like Ours	Median Elementary School
Students (n=19)				
Retention rate	0.0%	No Change	0.8%	1.0%
Attendance rate	95.4%	Up from 94.1%	96.9%	96.6%
Served by gifted and talented program	N/AV	N/AV	N/AV	N/AV
With disabilities other than speech	N/AV	N/AV	N/AV	N/AV
Older than usual for grade	N/AV	N/AV	N/AV	N/AV
Out-of-school suspensions or expulsions for violent and/or criminal offenses	0.0%	No Change	0.0%	0.0%
Teachers (n=4)				
Teachers with advanced degrees	25.0%	Down from 40.0%	67.2%	63.0%
Continuing contract teachers	N/AV	N/AV	N/AV	N/AV
Teachers returning from previous year	91.7%	Down from 100.0%	91.4%	88.7%
Teacher attendance rate	97.7%	Down from 100.0%	96.0%	95.1%
Average teacher salary*	I/S	N/A	\$49,025	\$47,210
Classes not taught by highly qualified teachers	0.0%	No Change	0.0%	0.0%
Professional development days/teacher	8.0 days	Up from 2.0 days	9.9 days	10.5 days
School				
Principal's years at school	5.0	Up from 4.5	4.0	4.0
Student-teacher ratio in core subjects	6.7 to 1	Down from 9.0 to 1	21.3 to 1	20.0 to 1
Prime instructional time	91.3%	Down from 94.1%	91.9%	90.5%
Opportunities in the arts	Good	No Change	Good	Good
SACS accreditation	No	No Change	Yes	Yes
Parents attending conferences	100.0%	No Change	100.0%	100.0%
Character development program	Good	No Change	Excellent	Excellent
Dollars spent per pupil**	\$13,031	Up 14.0%	\$6,736	\$7,247
Percent of expenditures for instruction**	78.4%	Down from 78.5%	69.5%	68.2%
Percent of expenditures for teacher salaries**	76.0%	Up from 75.7%	68.9%	65.7%
ESEA composite index score	N/A	N/A	98.1	91.9

* Length of contract = 185+ days.

** Prior year audited financial data available.

REPORT OF PRINCIPAL AND SCHOOL IMPROVEMENT COUNCIL

Edisto Beach Elementary School continues to strive for academic excellence. The school's report card rating indicates a strong instructional program. During 2011-2012, classes remained multi-level [with 3 teachers serving 6 grade levels] and teaching assignments remained departmentalized. The contributions of a strong and dedicated PTO encourage excellence among students and staff. The PTO continues to financially assist in addressing the academic and enrichment needs of students. Strong community support provides local grants and volunteers for our school. The purchase and use of iPads for all students has helped to create an exciting learning environment.

School Improvement Council Chairman, Valerie Davis
Principal, Olivia Padgett

EVALUATION RESULTS

	Teachers	Students*	Parents*
Number of surveys returned	0	10	6
Percent satisfied with learning environment	N/R	I/S	I/S
Percent satisfied with social and physical environment	N/R	80.0%	I/S
Percent satisfied with school-home relations	N/R	I/S	I/S

*Only students at the highest elementary school grade level at this school and their parents were included.

Comprehensive detail, including definitions of ratings, performance criteria, and explanations of status, is available on www.ed.sc.gov and www.eoc.sc.gov as well as school and school district websites.

Printed versions are available from school districts upon request.

Abbreviations Key

N/A Not Applicable N/AV Not Available N/C Not Collected N/R Not Reported I/S Insufficient Sample TBD To be determined
NI Newly Identified CSI Continuing School Improvement CA Corrective Action RP Plan to Restructure R Restructure DELAY School Improvement Status HOLD School Improvement Status