



SC Annual School Report Card Summary

Cottageville Elementary School
 Colleton County Schools
 Grades: PK-5 Enrollment: 532
 Principal: Tracy McDonald
 Superintendent: Mrs. Leila Williams, Ed.S.
 Board Chair: Mr. William Bowman, Jr

PERFORMANCE

Comprehensive detail, including definitions of ratings, performance criteria, and explanations of status, is available on www.ed.sc.gov and www.eoc.sc.gov as well as school and school district websites. Printed versions are available from school districts upon request.

YEAR	ABSOLUTE RATING	GROWTH RATING	PALMETTO GOLD AND SILVER AWARD		ESEA/FEDERAL ACCOUNTABILITY RATING SYSTEM	
			General Performance	Closing the Gap	ESEA Grade	Accountability Indicator
2012	Good	Good	TBD	TBD	A	Reward
2011	Average	Average	Silver	N/A	Not Met	RP
2010	Average	Good	Silver	Silver	Not Met	CA

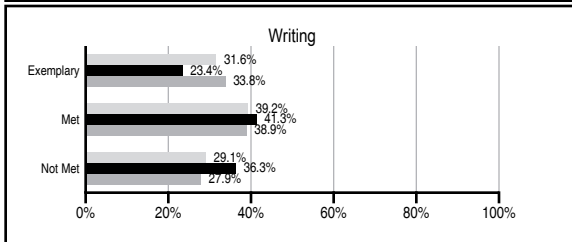
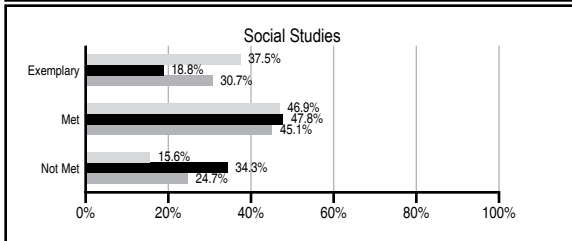
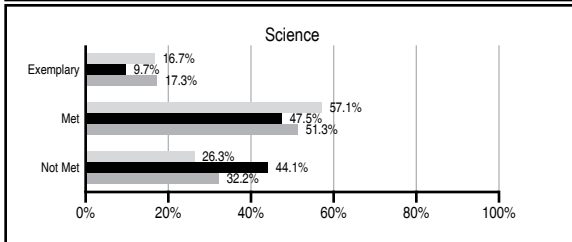
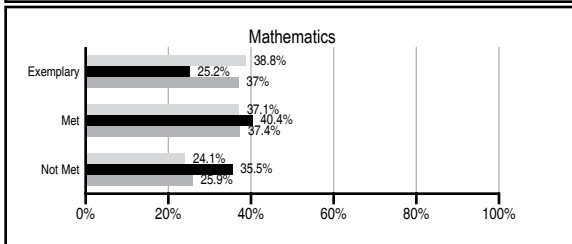
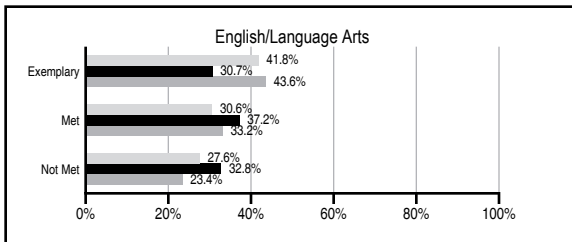
ABSOLUTE RATINGS OF ELEMENTARY SCHOOLS WITH STUDENTS LIKE OURS*

EXCELLENT	GOOD	AVERAGE	BELOW AVERAGE	AT-RISK
5	14	108	31	11

* Ratings are calculated with data available by 11/07/2012. Schools with Students Like Ours are Elementary Schools with Poverty Indices of no more than 5% above or below the index for this school.

PASS PERFORMANCE

Our School
 Elementary Schools with Students Like Ours
 Elementary schools statewide



NAEP PERFORMANCE*

* Performance reported for SC and nation, data not available at school level. Percentages at NAEP Achievement Levels.



SC PERFORMANCE VISION

By 2020 all students will graduate with the knowledge and skills necessary to compete successfully in the global economy, participate in a democratic society and contribute positively as members of families and communities.

Abbreviations Key

N/A Not Applicable N/AV Not Available N/C Not Collected N/R Not Reported I/S Insufficient Sample TBD To be determined

Cottageville Elementary School [Colleton County

SCHOOL PROFILE

	Our School	Change from Last Year	Elementary Schools with Students Like Ours	Median Elementary School
Students (n=532)				
Retention rate	1.7%	Up from 1.6%	1.2%	1.0%
Attendance rate	94.6%	Up from 94.1%	96.3%	96.6%
Served by gifted and talented program	N/AV	N/AV	N/AV	N/AV
With disabilities other than speech	N/AV	N/AV	N/AV	N/AV
Older than usual for grade	N/AV	N/AV	N/AV	N/AV
Out-of-school suspensions or expulsions for violent and/or criminal offenses	0.2%	Up from 0.0%	0.0%	0.0%
Teachers (n=34)				
Teachers with advanced degrees	41.2%	Down from 44.1%	61.0%	63.0%
Continuing contract teachers	N/AV	N/AV	N/AV	N/AV
Teachers returning from previous year	91.8%	Up from 90.7%	86.4%	88.7%
Teacher attendance rate	93.2%	Down from 94.4%	95.2%	95.1%
Average teacher salary*	\$39,766	Up 0.3%	\$45,615	\$47,210
Classes not taught by highly qualified teachers	0.0%	Down from 1.5%	0.0%	0.0%
Professional development days/teacher	11.3 days	Up from 6.1 days	10.7 days	10.5 days
School				
Principal's years at school	3.0	Up from 2.0	4.0	4.0
Student-teacher ratio in core subjects	17.9 to 1	Up from 16.4 to 1	18.9 to 1	20.0 to 1
Prime instructional time	87.0%	Down from 87.8%	90.5%	90.5%
Opportunities in the arts	Good	No Change	Good	Good
SACS accreditation	No	No Change	Yes	Yes
Parents attending conferences	100.0%	No Change	100.0%	100.0%
Character development program	Good	No Change	Excellent	Excellent
Dollars spent per pupil**	\$4,950	Down 0.7%	\$7,718	\$7,247
Percent of expenditures for instruction**	70.0%	Down from 72.9%	67.4%	68.2%
Percent of expenditures for teacher salaries**	68.9%	Down from 72.0%	63.8%	65.7%
ESEA composite index score	97.4	N/A	88.0	91.9

* Length of contract = 185+ days.

** Prior year audited financial data available.

EVALUATION RESULTS

	Teachers	Students*	Parents*
Number of surveys returned	12	74	41
Percent satisfied with learning environment	50.0%	83.8%	94.9%
Percent satisfied with social and physical environment	91.7%	81.1%	92.3%
Percent satisfied with school-home relations	58.3%	85.1%	85.0%

*Only students at the highest elementary school grade level at this school and their parents were included.

REPORT OF PRINCIPAL AND SCHOOL IMPROVEMENT COUNCIL

Cottageville Elementary, a pre-kindergarten through fifth grade school, can be found along the Edisto River in the rural community of Colleton County. The student body, faculty, staff, and administration have worked hard throughout the year to ensure that all students "Soar Like Eagles". The faculty and staff have worked very hard this year to ensure the academic success of all students. We continue to utilize the process of teacher collaboration on common standards, strategy identification to teach these standards, the use of common assessments known as Progress Monitoring, and teacher reflection of their student data analysis. Teachers not only met with their grade level, but there were opportunities for some vertical planning one day a week during the second semester. All students were assessed in reading and mathematics through the NWEA's Measures of Academic Progress or MAP three times during the year. This data was used to drive instruction and to meet the needs of all our students. Our reading instruction was driven by student performance on Dianne DeFord's Dominie text level assessment. Small group reading instruction was then delivered to students with a focus on common strengths, weaknesses or miscues. Students also received additional reading instruction from a certified reading interventionist. Positive Behavior Interventions and Supports (PBIS) was implemented in our school this year. Common expectations were established and implemented schoolwide. Students worked hard to earn SOARbucks and to make purchases with their money in our SOAR store. Students also had opportunities for community outreach: Jump Rope for Heart, Pennies for Patients, March of Dimes, and food drives for the local food bank. Students participated in honor choir, football, and cheerleading. There were opportunities for students to participate in the following academic events: the district spelling bee, science fair and the Academic Olympics. Our Senior Team won first place at the Academic Olympics while our Junior Team took third place at the Academic Olympics. One of our fifth grade students also placed at the district spelling bee. Students were recognized for their successes at the end of each nine weeks for perfect attendance, Merit's List, Honor Roll and Superintendent's List during awards ceremonies. Cottageville Elementary is a community of learners soaring to be their best!

Tracy McDonald, Principal
Robin Stone, School Improvement Chairperson

Comprehensive detail, including definitions of ratings, performance criteria, and explanations of status, is available on www.ed.sc.gov and www.eoc.sc.gov as well as school and school district websites.

Printed versions are available from school districts upon request.

Abbreviations Key

N/A Not Applicable N/AV Not Available N/C Not Collected N/R Not Reported I/S Insufficient Sample TBD To be determined
NI Newly Identified CSI Continuing School Improvement CA Corrective Action RP Plan to Restructure R Restructure DELAY School Improvement Status HOLD School Improvement Status