



SC Annual School Report Card Summary

Bells Elementary School
Colleton County Schools
Grades: PK-5 Enrollment: 333
Principal: Cordelia Jenkins
Superintendent: Mrs. Leila Williams, Ed.S.
Board Chair: Mr. William Bowman, Jr

PERFORMANCE

Comprehensive detail, including definitions of ratings, performance criteria, and explanations of status, is available on www.ed.sc.gov and www.eoc.sc.gov as well as school and school district websites. Printed versions are available from school districts upon request.

YEAR	ABSOLUTE RATING	GROWTH RATING	PALMETTO GOLD AND SILVER AWARD		ESEA/FEDERAL ACCOUNTABILITY RATING SYSTEM	
			General Performance	Closing the Gap	ESEA Grade	Accountability Indicator
2012	Average	Average	TBD	TBD	A	N/A
2011	Average	Average	N/A	N/A	Not Met	N/A
2010	Average	Average	N/A	N/A	Met	R-DELAY

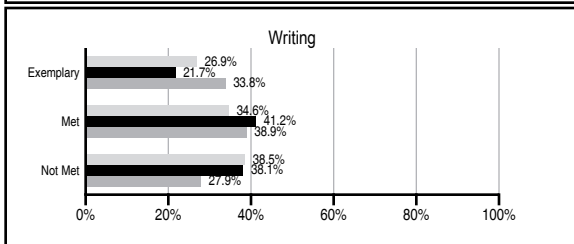
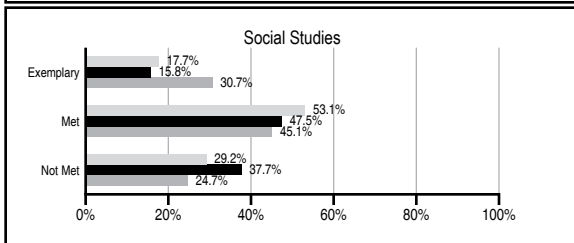
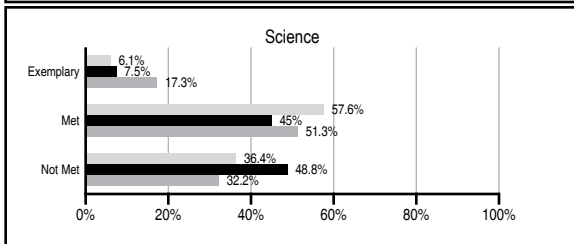
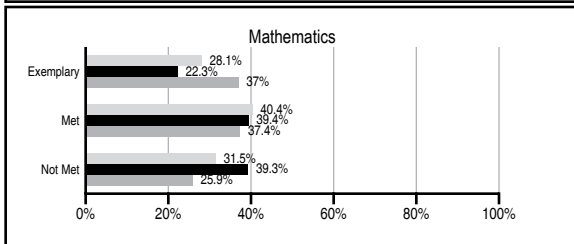
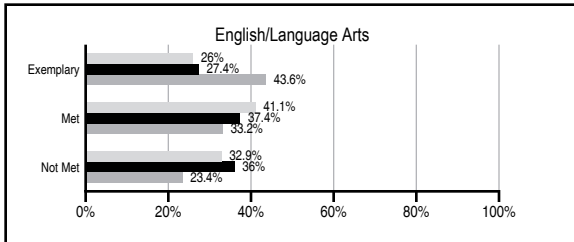
ABSOLUTE RATINGS OF ELEMENTARY SCHOOLS WITH STUDENTS LIKE OURS*

EXCELLENT	GOOD	AVERAGE	BELOW AVERAGE	AT-RISK
2	12	86	47	19

* Ratings are calculated with data available by 11/07/2012. Schools with Students Like Ours are Elementary Schools with Poverty Indices of no more than 5% above or below the index for this school.

PASS PERFORMANCE

Our School
 Elementary Schools with Students Like Ours
 Elementary schools statewide



NAEP PERFORMANCE*

* Performance reported for SC and nation, data not available at school level. Percentages at NAEP Achievement Levels.



SC PERFORMANCE VISION

By 2020 all students will graduate with the knowledge and skills necessary to compete successfully in the global economy, participate in a democratic society and contribute positively as members of families and communities.

Abbreviations Key

N/A Not Applicable N/AV Not Available N/C Not Collected N/R Not Reported I/S Insufficient Sample TBD To be determined

Bells Elementary School [Colleton County Schools]

SCHOOL PROFILE

	Our School	Change from Last Year	Elementary Schools with Students Like Ours	Median Elementary School
Students (n=333)				
Retention rate	1.7%	Up from 1.6%	1.3%	1.0%
Attendance rate	97.1%	Up from 96.8%	96.3%	96.6%
Served by gifted and talented program	N/AV	N/AV	N/AV	N/AV
With disabilities other than speech	N/AV	N/AV	N/AV	N/AV
Older than usual for grade	N/AV	N/AV	N/AV	N/AV
Out-of-school suspensions or expulsions for violent and/or criminal offenses	0.0%	No Change	0.0%	0.0%
Teachers (n=23)				
Teachers with advanced degrees	56.5%	Up from 45.8%	62.5%	63.0%
Continuing contract teachers	N/AV	N/AV	N/AV	N/AV
Teachers returning from previous year	81.5%	Up from 79.0%	85.3%	88.7%
Teacher attendance rate	95.7%	Down from 95.9%	95.3%	95.1%
Average teacher salary*	\$43,009	Up 2.6%	\$45,127	\$47,210
Classes not taught by highly qualified teachers	3.5%	Up from 0.0%	0.0%	0.0%
Professional development days/teacher	3.3 days	Down from 5.7 days	9.7 days	10.5 days
School				
Principal's years at school	8.0	Up from 7.0	4.0	4.0
Student-teacher ratio in core subjects	19.0 to 1	Down from 20.8 to 1	18.1 to 1	20.0 to 1
Prime instructional time	92.7%	Up from 91.3%	90.6%	90.5%
Opportunities in the arts	Good	No Change	Good	Good
SACS accreditation	No	No Change	Yes	Yes
Parents attending conferences	100.0%	No Change	100.0%	100.0%
Character development program	Good	No Change	Excellent	Excellent
Dollars spent per pupil**	\$6,508	Down 1.2%	\$8,355	\$7,247
Percent of expenditures for instruction**	70.4%	Down from 72.4%	66.0%	68.2%
Percent of expenditures for teacher salaries**	69.9%	Down from 71.0%	63.1%	65.7%
ESEA composite index score	96.4	N/A	84.7	91.9

* Length of contract = 185+ days.

** Prior year audited financial data available.

REPORT OF PRINCIPAL AND SCHOOL IMPROVEMENT COUNCIL

The mission of Bells Elementary School is to build success through teamwork in a safe and welcoming environment where every child is nurtured to achieve academic excellence through higher expectations, enabling them to become productive and lifelong learners. Bells Elementary utilizes best practices to enable every student to achieve high standards. Instruction at Bells is standards and data-driven. The rituals and routines in reading and math blocks prepare students to deal with demanding content and become independent learners. Social studies and inquiry-based science are integrated into the instructional program. Our highly qualified teachers are first to identify the academic needs of our students. Teachers are the first line of defense in data-driven instruction. As S. C. embarks on the transition to Common Core Standards, teachers at Bells Elementary will participate in SCTAP, a professional development model with new compensation and career advancement possibilities that encourages teachers to grow through professional training. Teachers use Dominic Reading & Writing Assessment Portfolios and running records to assess students' reading progress. Common assessments at all grade levels in all content areas track student mastery of the standards. Teachers use Measures of Academic Progress (MAP) to assist in developing targeted, student-focused, data-driven decisions regarding instructional strategies. Computer-assisted instruction, such as Orchard and Fun Brain, provide instructional exercises based on the students' assessed weaknesses and strengths. Students accelerate in safety nets, such as short-term, skill-specific focus groups, and summer enrichment and interventions groups.

Cordelia Jenkins, Principal
Amanda Munn, SIC Chairperson

EVALUATION RESULTS

	Teachers	Students*	Parents*
Number of surveys returned	0	54	32
Percent satisfied with learning environment	N/R	77.8%	83.3%
Percent satisfied with social and physical environment	N/R	77.8%	80.0%
Percent satisfied with school-home relations	N/R	79.6%	90.0%

*Only students at the highest elementary school grade level at this school and their parents were included.

Comprehensive detail, including definitions of ratings, performance criteria, and explanations of status, is available on www.ed.sc.gov and www.eoc.sc.gov as well as school and school district websites.

Printed versions are available from school districts upon request.

Abbreviations Key

N/A Not Applicable N/AV Not Available N/C Not Collected N/R Not Reported I/S Insufficient Sample TBD To be determined
NI Newly Identified CSI Continuing School Improvement CA Corrective Action RP Plan to Restructure R Restructure DELAY School Improvement Status HOLD School Improvement Status