



SC Annual School Report Card Summary

Walker-Gamble Elementary School
 Clarendon County School District Three
 Grades: PK-5 Enrollment: 605
 Principal: Sheila Cusack Floyd
 Superintendent: Connie J. Dennis, Ph.D.
 Board Chair: Dr. George P. Green

PERFORMANCE

Comprehensive detail, including definitions of ratings, performance criteria, and explanations of status, is available on www.ed.sc.gov and www.eoc.sc.gov as well as school and school district websites. Printed versions are available from school districts upon request.

YEAR	ABSOLUTE RATING	GROWTH RATING	PALMETTO GOLD AND SILVER AWARD		ESEA/FEDERAL ACCOUNTABILITY RATING SYSTEM	
			General Performance	Closing the Gap	ESEA Grade	Accountability Indicator
2012	Average	Good	TBD	TBD	B	Focus
2011	Average	Good	Silver	N/A	Not Met	CA
2010	Average	Good	Silver	N/A	Not Met	CSI

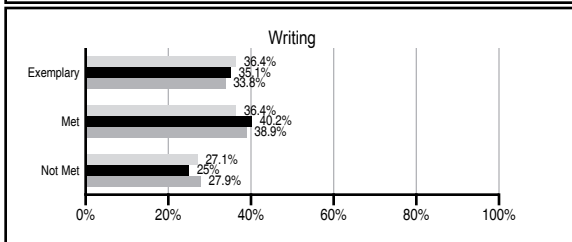
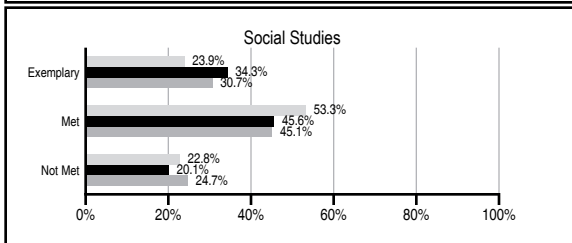
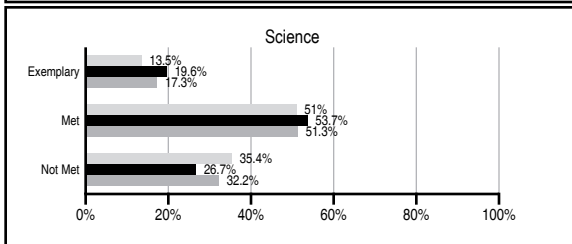
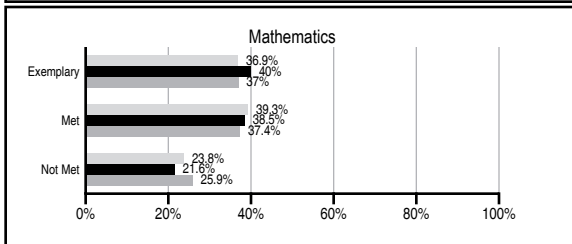
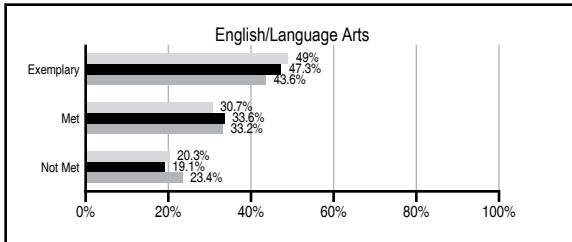
ABSOLUTE RATINGS OF ELEMENTARY SCHOOLS WITH STUDENTS LIKE OURS*

EXCELLENT	GOOD	AVERAGE	BELOW AVERAGE	AT-RISK
30	42	26	0	0

* Ratings are calculated with data available by 11/07/2012. Schools with Students Like Ours are Elementary Schools with Poverty Indices of no more than 5% above or below the index for this school.

PASS PERFORMANCE

Our School
 Elementary Schools with Students Like Ours
 Elementary schools statewide



NAEP PERFORMANCE*

* Performance reported for SC and nation, data not available at school level. Percentages at NAEP Achievement Levels.



SC PERFORMANCE VISION

By 2020 all students will graduate with the knowledge and skills necessary to compete successfully in the global economy, participate in a democratic society and contribute positively as members of families and communities.

Abbreviations Key

N/A Not Applicable N/AV Not Available N/C Not Collected N/R Not Reported I/S Insufficient Sample TBD To be determined

Walker-Gamble Elementary School
[Clarendon County School District Three]

SCHOOL PROFILE

	Our School	Change from Last Year	Elementary Schools with Students Like Ours	Median Elementary School
Students (n=605)				
Retention rate	3.9%	Up from 3.0%	1.0%	1.0%
Attendance rate	95.6%	Up from 94.9%	96.5%	96.6%
Served by gifted and talented program	N/AV	N/AV	N/AV	N/AV
With disabilities other than speech	N/AV	N/AV	N/AV	N/AV
Older than usual for grade	N/AV	N/AV	N/AV	N/AV
Out-of-school suspensions or expulsions for violent and/or criminal offenses	0.2%	Up from 0.0%	0.0%	0.0%
Teachers (n=37)				
Teachers with advanced degrees	56.8%	Up from 55.9%	62.6%	63.0%
Continuing contract teachers	N/AV	N/AV	N/AV	N/AV
Teachers returning from previous year	90.4%	Down from 96.6%	89.4%	88.7%
Teacher attendance rate	95.5%	Down from 95.6%	95.1%	95.1%
Average teacher salary*	\$44,470	Down 0.3%	\$47,898	\$47,210
Classes not taught by highly qualified teachers	0.0%	No Change	0.0%	0.0%
Professional development days/teacher	12.5 days	Up from 12.1 days	11.2 days	10.5 days
School				
Principal's years at school	11.0	Up from 10.0	5.0	4.0
Student-teacher ratio in core subjects	18.2 to 1	Up from 17.6 to 1	20.2 to 1	20.0 to 1
Prime instructional time	90.6%	Up from 90.0%	90.3%	90.5%
Opportunities in the arts	Poor	No Change	Good	Good
SACS accreditation	Yes	No Change	Yes	Yes
Parents attending conferences	84.2%	Up from 83.8%	100.0%	100.0%
Character development program	Excellent	No Change	Excellent	Excellent
Dollars spent per pupil**	\$6,876	Down 6.3%	\$6,711	\$7,247
Percent of expenditures for instruction**	68.8%	Down from 69.3%	68.7%	68.2%
Percent of expenditures for teacher salaries**	65.6%	Up from 64.8%	66.3%	65.7%
ESEA composite index score	82.8	N/A	93.8	91.9

* Length of contract = 185+ days.

** Prior year audited financial data available.

EVALUATION RESULTS

	Teachers	Students*	Parents*
Number of surveys returned	28	105	55
Percent satisfied with learning environment	100.0%	90.3%	98.1%
Percent satisfied with social and physical environment	100.0%	90.5%	96.2%
Percent satisfied with school-home relations	100.0%	88.5%	90.7%

*Only students at the highest elementary school grade level at this school and their parents were included.

REPORT OF PRINCIPAL AND SCHOOL IMPROVEMENT COUNCIL

We began our 11-12 school year with a new theme, "Discover The Treasure of Learning." There is, and has always been, great intrinsic and extrinsic value in learning and we wanted to find new ways to make that connection for our students and our community. As usual, our students, teachers, assistants, parents, volunteers and community members pulled together in many ways to further unfold the value of learning throughout the school year. We feel confident that our children were able to experience a well-rounded program of study through reading, discussions, experiments, group projects, skits, presentations, competitions and more.

Once again, we were honored by the Education Oversight Committee, as a Silver Award Winner for academic achievement results. Students and classes participated in WordMasters, Math and Spelling Masters, earned honors as Honor Roll winners, and heightened their reading skills through our Accelerated Reader program. We continued our effort to promote their growth personally and socially as well, by recognizing and teaching good character skills, habits and attitudes. Though we do not have formal music and art classes at present, our teachers do a lot of activities and projects in the various classes to promote cultural awareness and give the opportunity for artistically gifted children, and others, to explore painting, drawing, music and design at the elementary level. Another school play was produced this year under the direction of some of our teachers, with assistance given by parents and other volunteers.

Faculty and staff members work with great devotion and determination each year to assist their students, while furthering their own education and abilities. For the past three years, staff members have worked over the summer, and throughout the school year, with new technology in order to enhance their classroom presentations and abilities. All classrooms are now equipped with interactive white boards that take teaching and education to an entirely different realm of resources and exploration. A new computer system was also incorporated to generate interim reports and quarterly report cards. Plans are in place to open this grading system to parents over the next school year, so they can keep up with day to day grading and assignments. We are proud of our faculty and staff and the dedication and commitment shown. This year, they elected a fine representative, Mrs. Carlette Morris as their Teacher of the Year.

Our commitment and aim is to always provide the best program of academics that we can, enveloped in a delivery system that promotes humanity, social consciousness and responsibility for all.

Sheila C. Floyd, Principal
 Brenda Huggins, SIC Chairperson

Comprehensive detail, including definitions of ratings, performance criteria, and explanations of status, is available on www.ed.sc.gov and www.eoc.sc.gov as well as school and school district websites.

Printed versions are available from school districts upon request.

Abbreviations Key

N/A Not Applicable N/AV Not Available N/C Not Collected N/R Not Reported I/S Insufficient Sample TBD To be determined
 NI Newly Identified CSI Continuing School Improvement CA Corrective Action RP Plan to Restructure R Restructure DELAY School Improvement Status HOLD School Improvement Status