



# SC Annual School Report Card Summary

**Pageland Elementary School**  
**Chesterfield County School District**  
**Grades: 3-5**      **Enrollment: 363**  
**Principal: Ms. Jean Page Watson**  
**Superintendent: Dr. J. Harrison Goodwin**  
**Board Chair: Mr. James N. Sweeney**

## PERFORMANCE

Comprehensive detail, including definitions of ratings, performance criteria, and explanations of status, is available on [www.ed.sc.gov](http://www.ed.sc.gov) and [www.eoc.sc.gov](http://www.eoc.sc.gov) as well as school and school district websites. Printed versions are available from school districts upon request.

YEAR	ABSOLUTE RATING	GROWTH RATING	PALMETTO GOLD AND SILVER AWARD		ESEA/FEDERAL ACCOUNTABILITY RATING SYSTEM	
			General Performance	Closing the Gap	ESEA Grade	Accountability Indicator
2012	Average	Average	TBD	TBD	A	Reward
2011	Average	Average	N/A	N/A	Not Met	N/A
2010	Below Average	Below Average	N/A	N/A	Met	R-DELAY

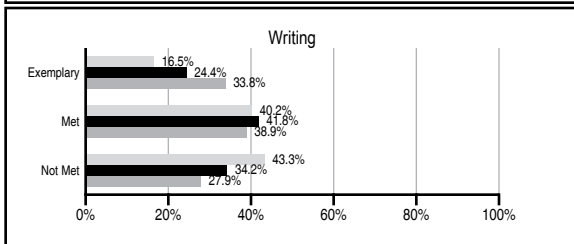
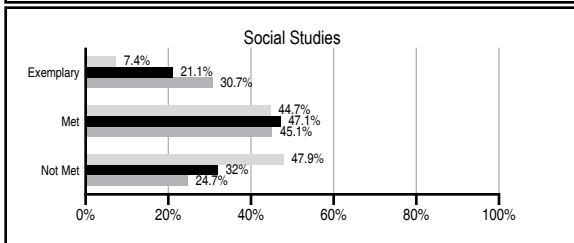
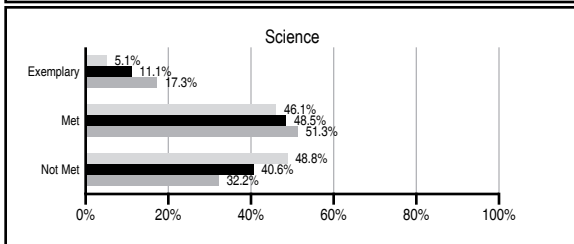
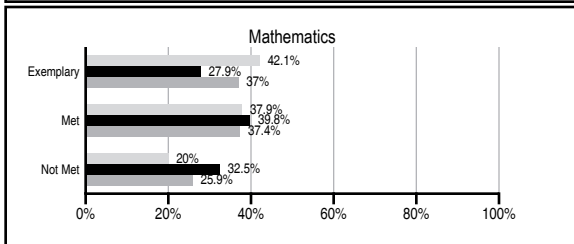
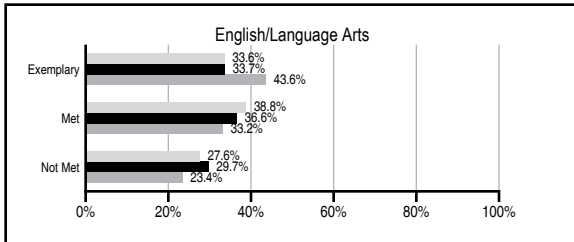
## ABSOLUTE RATINGS OF ELEMENTARY SCHOOLS WITH STUDENTS LIKE OURS\*

EXCELLENT	GOOD	AVERAGE	BELOW AVERAGE	AT-RISK
9	18	96	21	5

\* Ratings are calculated with data available by 11/07/2012. Schools with Students Like Ours are Elementary Schools with Poverty Indices of no more than 5% above or below the index for this school.

## PASS PERFORMANCE

Our School     
  Elementary Schools with Students Like Ours     
  Elementary schools statewide



## NAEP PERFORMANCE\*

\* Performance reported for SC and nation, data not available at school level. Percentages at NAEP Achievement Levels.



## SC PERFORMANCE VISION

*By 2020 all students will graduate with the knowledge and skills necessary to compete successfully in the global economy, participate in a democratic society and contribute positively as members of families and communities.*

### Abbreviations Key

N/A Not Applicable N/AV Not Available N/C Not Collected N/R Not Reported I/S Insufficient Sample TBD To be determined

**Pageland Elementary School**  
**[Chesterfield County School District]**

**SCHOOL PROFILE**

	Our School	Change from Last Year	Elementary Schools with Students Like Ours	Median Elementary School
<b>Students (n=363)</b>				
Retention rate	0.6%	Up from 0.3%	1.3%	1.0%
Attendance rate	97.0%	Up from 96.4%	96.2%	96.6%
Served by gifted and talented program	N/AV	N/AV	N/AV	N/AV
With disabilities other than speech	N/AV	N/AV	N/AV	N/AV
Older than usual for grade	N/AV	N/AV	N/AV	N/AV
Out-of-school suspensions or expulsions for violent and/or criminal offenses	0.0%	No Change	0.0%	0.0%
<b>Teachers (n=26)</b>				
Teachers with advanced degrees	53.8%	Down from 56.7%	61.1%	63.0%
Continuing contract teachers	N/AV	N/AV	N/AV	N/AV
Teachers returning from previous year	79.6%	Up from 74.6%	87.8%	88.7%
Teacher attendance rate	95.2%	Up from 94.0%	94.9%	95.1%
Average teacher salary*	\$39,887	Down 3.7%	\$46,102	\$47,210
Classes not taught by highly qualified teachers	3.5%	Up from 2.0%	0.0%	0.0%
Professional development days/teacher	14.2 days	Up from 9.7 days	10.7 days	10.5 days
<b>School</b>				
Principal's years at school	1.0	Down from 6.0	4.0	4.0
Student-teacher ratio in core subjects	17.9 to 1	Up from 16.6 to 1	19.1 to 1	20.0 to 1
Prime instructional time	89.4%	Up from 89.1%	90.1%	90.5%
Opportunities in the arts	Good	No Change	Good	Good
SACS accreditation	Yes	No Change	Yes	Yes
Parents attending conferences	100.0%	Up from 99.3%	100.0%	100.0%
Character development program	Good	Down from Excellent	Excellent	Excellent
Dollars spent per pupil**	\$7,497	Up 0.7%	\$7,528	\$7,247
Percent of expenditures for instruction**	63.6%	Down from 63.9%	67.4%	68.2%
Percent of expenditures for teacher salaries**	59.0%	Up from 58.5%	63.9%	65.7%
ESEA composite index score	92.6	N/A	88.4	91.9

\* Length of contract = 185+ days.

\*\* Prior year audited financial data available.

**EVALUATION RESULTS**

	Teachers	Students*	Parents*
Number of surveys returned	14	117	87
Percent satisfied with learning environment	85.7%	91.5%	85.2%
Percent satisfied with social and physical environment	92.9%	89.6%	83.5%
Percent satisfied with school-home relations	78.6%	90.6%	84.5%

\*Only students at the highest elementary school grade level at this school and their parents were included.

**REPORT OF PRINCIPAL AND SCHOOL IMPROVEMENT COUNCIL**

Pageland Elementary School provided an engaging, and challenging curriculum that encouraged our students to high achievement. We provided a caring, nurturing environment that integrated character education in every area of learning.

We implemented Rockin' Reading as well as continued to use Calendar Math as review of math and ELA concepts. Our faculty also used MAP data and class assessments to effectively plan instruction. As a result, teachers were able to work with small groups of students to address specific areas of need.

The school's professional development plan was revised to meet the needs of the literacy and math teachers. Teachers met weekly for professional development and common planning schedules allowed the teams to meet weekly to collaborate and plan instruction. Teachers attended numerous workshops within the district and conferences in order to keep abreast of the latest research and best practices. All teachers at Pageland Elementary School are highly qualified and fourteen of our teachers have advanced degrees.

School initiatives at Pageland Elementary School are our academic achievement recognition, end of the year academic banquet, character education program, Snack Pack program and our South Carolina History Night. We also provided Parent Academies that focused on reading, writing, math and character education.

As service projects the students and staff contributed to area charities including Relay for Life and various food donation ministries. We also initiated a recycling project that was run by our special needs self-contained classes. The PTO, SIC, community /parent volunteers and police department continued to play a vital role at Pageland Elementary School as evidenced by the fact that we have had the most volunteer hours for our district five out of the last seven years. These efforts show that community collaboration is imperative to school success. Pageland Elementary School continues to be a caring, community school that promotes the development of the "whole child".

Comprehensive detail, including definitions of ratings, performance criteria, and explanations of status, is available on [www.ed.sc.gov](http://www.ed.sc.gov) and [www.eoc.sc.gov](http://www.eoc.sc.gov) as well as school and school district websites.

Printed versions are available from school districts upon request.

**Abbreviations Key**

N/A Not Applicable N/AV Not Available N/C Not Collected N/R Not Reported I/S Insufficient Sample TBD To be determined

NI Newly Identified CSI Continuing School Improvement CA Corrective Action RP Plan to Restructure R Restructure DELAY School Improvement Status HOLD School Improvement Status