



SC Annual School Report Card Summary

Cheraw Intermediate School
 Chesterfield County School District
 Grades: 3-5 Enrollment: 506
 Principal: Scott Eddins
 Superintendent: Dr. J. Harrison Goodwin
 Board Chair: Mr. James N. Sweeney

PERFORMANCE

Comprehensive detail, including definitions of ratings, performance criteria, and explanations of status, is available on www.ed.sc.gov and www.eoc.sc.gov as well as school and school district websites. Printed versions are available from school districts upon request.

YEAR	ABSOLUTE RATING	GROWTH RATING	PALMETTO GOLD AND SILVER AWARD		ESEA/FEDERAL ACCOUNTABILITY RATING SYSTEM	
			General Performance	Closing the Gap	ESEA Grade	Accountability Indicator
2012	Average	Average	TBD	TBD	B	Focus
2011	Average	Below Average	N/A	N/A	Not Met	N/A
2010	Average	Average	N/A	N/A	Not Met	N/A

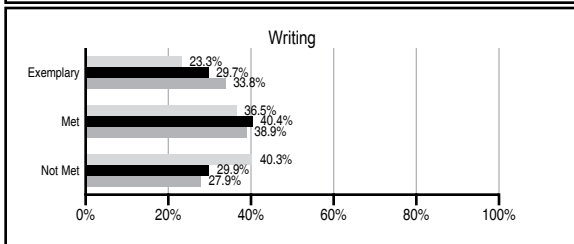
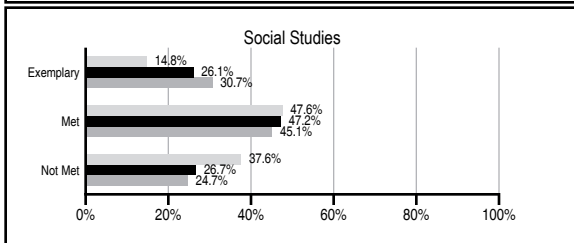
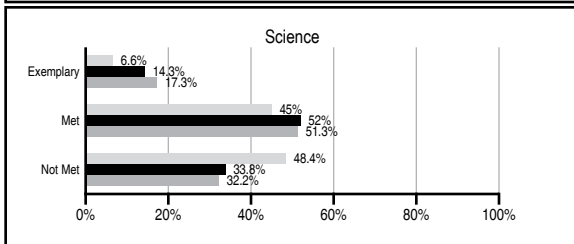
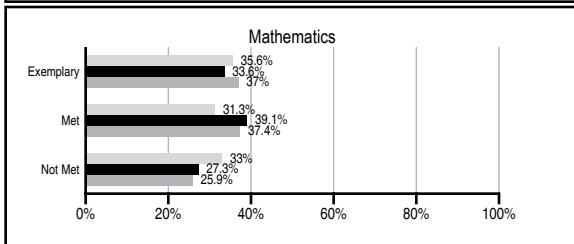
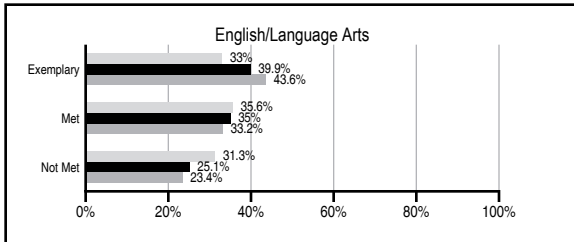
ABSOLUTE RATINGS OF ELEMENTARY SCHOOLS WITH STUDENTS LIKE OURS*

EXCELLENT	GOOD	AVERAGE	BELOW AVERAGE	AT-RISK
16	32	76	7	0

* Ratings are calculated with data available by 11/07/2012. Schools with Students Like Ours are Elementary Schools with Poverty Indices of no more than 5% above or below the index for this school.

PASS PERFORMANCE

Our School
 Elementary Schools with Students Like Ours
 Elementary schools statewide



NAEP PERFORMANCE*

* Performance reported for SC and nation, data not available at school level. Percentages at NAEP Achievement Levels.



SC PERFORMANCE VISION

By 2020 all students will graduate with the knowledge and skills necessary to compete successfully in the global economy, participate in a democratic society and contribute positively as members of families and communities.

Abbreviations Key

N/A Not Applicable N/AV Not Available N/C Not Collected N/R Not Reported I/S Insufficient Sample TBD To be determined

Cheraw Intermediate School
[Chesterfield County School District]

SCHOOL PROFILE

	Our School	Change from Last Year	Elementary Schools with Students Like Ours	Median Elementary School
Students (n=506)				
Retention rate	1.4%	Down from 1.6%	1.2%	1.0%
Attendance rate	96.6%	Up from 96.0%	96.3%	96.6%
Served by gifted and talented program	N/AV	N/AV	N/AV	N/AV
With disabilities other than speech	N/AV	N/AV	N/AV	N/AV
Older than usual for grade	N/AV	N/AV	N/AV	N/AV
Out-of-school suspensions or expulsions for violent and/or criminal offenses	0.0%	No Change	0.0%	0.0%
Teachers (n=35)				
Teachers with advanced degrees	74.3%	Down from 75.0%	61.3%	63.0%
Continuing contract teachers	N/AV	N/AV	N/AV	N/AV
Teachers returning from previous year	90.6%	Down from 93.4%	89.4%	88.7%
Teacher attendance rate	93.2%	Down from 93.9%	94.9%	95.1%
Average teacher salary*	\$48,731	Down 0.4%	\$47,279	\$47,210
Classes not taught by highly qualified teachers	0.0%	No Change	0.0%	0.0%
Professional development days/teacher	16.8 days	Up from 15.7 days	10.5 days	10.5 days
School				
Principal's years at school	7.0	Up from 6.0	5.0	4.0
Student-teacher ratio in core subjects	19.8 to 1	Down from 20.6 to 1	20.0 to 1	20.0 to 1
Prime instructional time	87.8%	Up from 86.5%	89.9%	90.5%
Opportunities in the arts	Good	No Change	Good	Good
SACS accreditation	Yes	No Change	Yes	Yes
Parents attending conferences	100.0%	No Change	100.0%	100.0%
Character development program	Good	No Change	Excellent	Excellent
Dollars spent per pupil**	\$6,574	Up 7.3%	\$7,290	\$7,247
Percent of expenditures for instruction**	70.5%	Up from 70.1%	67.7%	68.2%
Percent of expenditures for teacher salaries**	67.7%	Down from 68.9%	65.0%	65.7%
ESEA composite index score	85.6	N/A	88.2	91.9

* Length of contract = 185+ days.

** Prior year audited financial data available.

EVALUATION RESULTS

	Teachers	Students*	Parents*
Number of surveys returned	30	154	99
Percent satisfied with learning environment	93.3%	87.0%	91.8%
Percent satisfied with social and physical environment	100.0%	90.2%	93.9%
Percent satisfied with school-home relations	100.0%	87.7%	89.7%

*Only students at the highest elementary school grade level at this school and their parents were included.

Comprehensive detail, including definitions of ratings, performance criteria, and explanations of status, is available on www.ed.sc.gov and www.eoc.sc.gov as well as school and school district websites.

Printed versions are available from school districts upon request.

REPORT OF PRINCIPAL AND SCHOOL IMPROVEMENT COUNCIL

The 2012/2013 school year at Cheraw Intermediate School (CIS) was yet another year filled with events and activities developed to motivate, stimulate, and encourage learning. Our students had the opportunity to participate in various learning opportunities involving reading, the arts, service projects, and extra-curricular events. This variety of experiences produced exceptional student growth and achievement.

The students' accomplishments included academic and artistic recognition. Even though CIS did not meet all its Adequate Yearly Progress (AYP) objectives required by No Child Left Behind, the students performed well in reading and math. Using the AYP calculations, the percentage of students scoring met or exemplary in ELA was 79.7% and 76.1% in math. (Our third grade scores helped Cheraw Primary meet its AYP requirements.) We also had 16 newly identified students qualify for ALPHA, the gifted and talented program, and 50 fourth and fifth grade students inducted into the National Elementary Honor Society. In addition to academic excellence, our students were also successful in the arts. Makayla Kohrell won the Superintendent's Art Award for all the elementary students from across the district, and Rebecca Williams received an honorable mention. We were so proud of these endeavors.

CIS strived to improve its reading and writing instruction. Teachers were involved in extensive professional development to learn strategies to effectively facilitate reader/writer workshop. This year's reading emphasis was for students to build reading stamina, develop fluency, and increase comprehension. This was accomplished through providing longer periods of time to read "just right" books, books selected by the students on the topic of their choice and level. To celebrate the students' reading achievements, all attended the Read In at Arrowhead Park. The Read In's central focus was for parents, community members, and school/district staff to share their favorite stories and books, but it also included fun activities like skits and songs, a book parade with student-made posters, and literature-based trivia questions. This was a great time to celebrate the reading accomplishments.

CIS also recognized the potential the arts have to augment student achievement, generate school spirit, and create excitement for learning. Knowing the benefits of a strong arts' program, Mr. Davis, the music teacher, was inspired to complete the Arts in Basic Curriculum application (ABC); consequently, CIS regained its status as an ABC site. Beyond instruction in the art and music classrooms, our students also had the opportunity to participate in various art clubs like chorus, art, guitar, and steel drums. These clubs performed for the student body and the parents. The chorus, under the direction of Mr. Davis and Ms. Powers, worked with the Baillie Players, a professional touring theatre company on the South Carolina artist in residency roster, to present the "Wizard of Oz". The steel drums' club along with guitar club combined to form a small orchestra and conducted a mini-symphony.

As we celebrate these accomplishments, we acknowledge the dedication and contributions of our students, staff, parents, community members, and business partners and look forward to continued success.

Scott Eddins, Principal
 Forman, SIC Chair

Eric

Abbreviations Key

N/A Not Applicable N/AV Not Available N/C Not Collected N/R Not Reported I/S Insufficient Sample TBD To be determined
 NI Newly Identified CSI Continuing School Improvement CA Corrective Action RP Plan to Restructure R Restructure DELAY School Improvement Status HOLD School Improvement Status