



SC Annual School Report Card Summary

Ruby Elementary School
 Chesterfield County School District
 Grades: PK-5 Enrollment: 268
 Principal: Beth K. Suggs
 Superintendent: Dr. J. Harrison Goodwin
 Board Chair: Mr. James N. Sweeney

PERFORMANCE

Comprehensive detail, including definitions of ratings, performance criteria, and explanations of status, is available on www.ed.sc.gov and www.eoc.sc.gov as well as school and school district websites. Printed versions are available from school districts upon request.

YEAR	ABSOLUTE RATING	GROWTH RATING	PALMETTO GOLD AND SILVER AWARD		ESEA/FEDERAL ACCOUNTABILITY RATING SYSTEM	
			General Performance	Closing the Gap	ESEA Grade	Accountability Indicator
2012	Good	Good	TBD	TBD	A	N/A
2011	Excellent	Good	Gold	Silver	Met	N/A
2010	Average	Good	Silver	Silver	Met	N/A

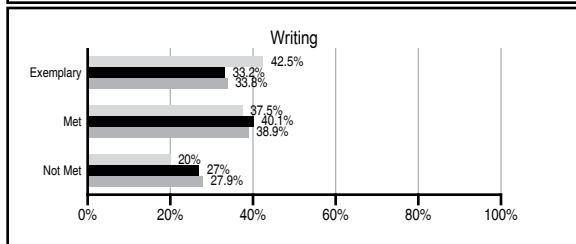
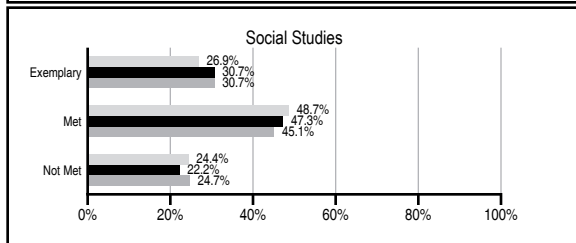
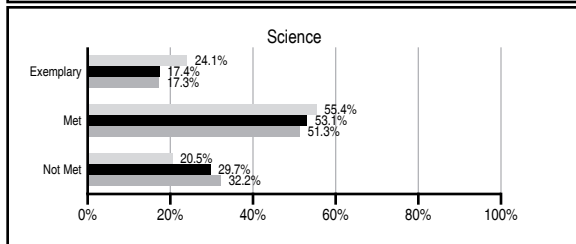
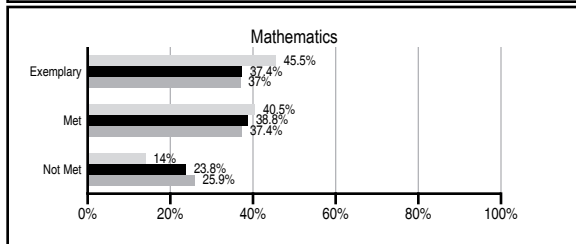
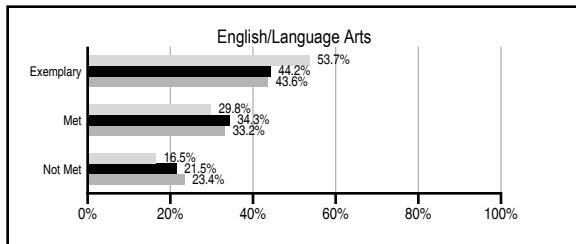
ABSOLUTE RATINGS OF ELEMENTARY SCHOOLS WITH STUDENTS LIKE OURS*

EXCELLENT	GOOD	AVERAGE	BELOW AVERAGE	AT-RISK
25	47	49	2	0

* Ratings are calculated with data available by 11/07/2012. Schools with Students Like Ours are Elementary Schools with Poverty Indices of no more than 5% above or below the index for this school.

PASS PERFORMANCE

Our School Elementary Schools with Students Like Ours Elementary schools statewide



NAEP PERFORMANCE*

* Performance reported for SC and nation, data not available at school level. Percentages at NAEP Achievement Levels.



SC PERFORMANCE VISION

By 2020 all students will graduate with the knowledge and skills necessary to compete successfully in the global economy, participate in a democratic society and contribute positively as members of families and communities.

Abbreviations Key

N/A Not Applicable N/AV Not Available N/C Not Collected N/R Not Reported I/S Insufficient Sample TBD To be determined

Ruby Elementary School
[Chesterfield County School District]

SCHOOL PROFILE

	Our School	Change from Last Year	Elementary Schools with Students Like Ours	Median Elementary School
Students (n=268)				
Retention rate	2.4%	Up from 0.7%	1.2%	1.0%
Attendance rate	96.1%	No Change	96.4%	96.6%
Served by gifted and talented program	N/AV	N/AV	N/AV	N/AV
With disabilities other than speech	N/AV	N/AV	N/AV	N/AV
Older than usual for grade	N/AV	N/AV	N/AV	N/AV
Out-of-school suspensions or expulsions for violent and/or criminal offenses	0.0%	No Change	0.0%	0.0%
Teachers (n=17)				
Teachers with advanced degrees	82.4%	No Change	61.8%	63.0%
Continuing contract teachers	N/AV	N/AV	N/AV	N/AV
Teachers returning from previous year	96.1%	Up from 93.7%	89.9%	88.7%
Teacher attendance rate	95.4%	Up from 95.2%	95.1%	95.1%
Average teacher salary*	\$47,781	Up 1.5%	\$47,436	\$47,210
Classes not taught by highly qualified teachers	0.0%	No Change	0.0%	0.0%
Professional development days/teacher	6.6 days	Down from 8.1 days	10.8 days	10.5 days
School				
Principal's years at school	2.0	Up from 1.0	4.5	4.0
Student-teacher ratio in core subjects	17.7 to 1	Down from 18.2 to 1	20.1 to 1	20.0 to 1
Prime instructional time	91.3%	Up from 90.7%	90.2%	90.5%
Opportunities in the arts	Good	No Change	Good	Good
SACS accreditation	Yes	No Change	Yes	Yes
Parents attending conferences	100.0%	Up from 98.0%	100.0%	100.0%
Character development program	Good	No Change	Excellent	Excellent
Dollars spent per pupil**	\$6,782	Up 10.7%	\$7,027	\$7,247
Percent of expenditures for instruction**	71.5%	Up from 71.4%	67.8%	68.2%
Percent of expenditures for teacher salaries**	69.3%	Down from 69.8%	66.0%	65.7%
ESEA composite index score	96.0	N/A	91.5	91.9

* Length of contract = 185+ days.

** Prior year audited financial data available.

EVALUATION RESULTS

	Teachers	Students*	Parents*
Number of surveys returned	14	40	35
Percent satisfied with learning environment	100.0%	97.5%	97.1%
Percent satisfied with social and physical environment	100.0%	94.9%	91.2%
Percent satisfied with school-home relations	100.0%	95.0%	97.1%

*Only students at the highest elementary school grade level at this school and their parents were included.

REPORT OF PRINCIPAL AND SCHOOL IMPROVEMENT COUNCIL

The 2011-2012 school year has been very challenging and rewarding at Ruby Elementary School. We have continued the ongoing tradition of providing a child-centered environment that challenges and nurtures our students. Through extremely hard work and dedication from our faculty, staff, students, parents, and community volunteers, many positive achievements have taken place.

Once again, Ruby Elementary School has met Adequate Yearly Progress by successfully satisfying all requirements for 13 of 13 objectives. Ruby Elementary maintained South Carolina and Southern Association of Colleges and Schools Accreditations.

Students at Ruby Elementary continue to increase PASS scores in all areas. Ruby Elementary earned an EXCELLENT on Absolute rating on 2011 School Report Card. As a result of this accomplishment, Ruby Elementary received the Palmetto Gold Award for general performance and Silver Award for making substantial progress in closing achievement gaps in the 2011-12 Palmetto Gold and Silver Awards Program.

Parents and community involvement in the school was encouraged in many ways. Grandparents were invited to lunch for Grandparents' Day. Parents were invited to participate in events such as parenting workshops, book fairs, reading with students, as well as end of year programs and awards ceremonies. The community as a whole is dedicated to our students.

Ruby Elementary Students have the opportunity to participate in various community service projects. This year students raised over \$3,000 for the American Cancer Society through Relay for Life.

Ruby Elementary continues to work cooperatively with the community to provide a positive environment that enables all students to earn a quality education. We envision continued success during the 2012-2013 school year.

Beth Suggs, Principal
 Robbin Usher, School Improvement Council Chair

Comprehensive detail, including definitions of ratings, performance criteria, and explanations of status, is available on www.ed.sc.gov and www.eoc.sc.gov as well as school and school district websites.

Printed versions are available from school districts upon request.

Abbreviations Key

N/A Not Applicable N/AV Not Available N/C Not Collected N/R Not Reported I/S Insufficient Sample TBD To be determined
 NI Newly Identified CSI Continuing School Improvement CA Corrective Action RP Plan to Restructure R Restructure DELAY School Improvement Status HOLD School Improvement Status