



SC Annual School Report Card Summary

Plainview Elementary School
 Chesterfield County School District
 Grades: PK-6 Enrollment: 199
 Principal: Beth Melton
 Superintendent: Dr. J. Harrison Goodwin
 Board Chair: Mr. James N. Sweeney

PERFORMANCE

Comprehensive detail, including definitions of ratings, performance criteria, and explanations of status, is available on www.ed.sc.gov and www.eoc.sc.gov as well as school and school district websites. Printed versions are available from school districts upon request.

YEAR	ABSOLUTE RATING	GROWTH RATING	PALMETTO GOLD AND SILVER AWARD		ESEA/FEDERAL ACCOUNTABILITY RATING SYSTEM	
			General Performance	Closing the Gap	ESEA Grade	Accountability Indicator
2012	Good	Average	TBD	TBD	A	N/A
2011	Good	Excellent	Gold	N/A	Met	N/A
2010	Average	Average	N/A	N/A	Met	N/A

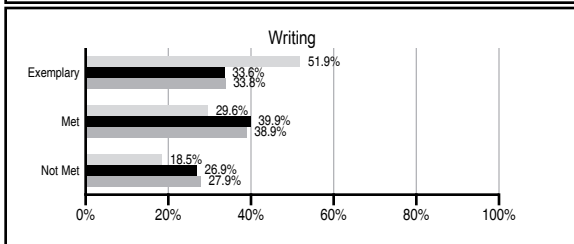
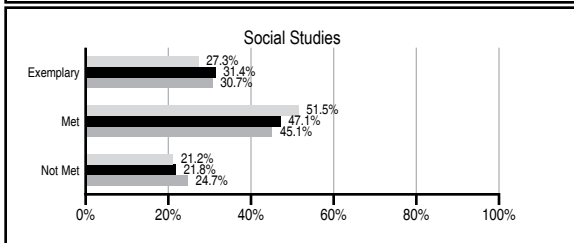
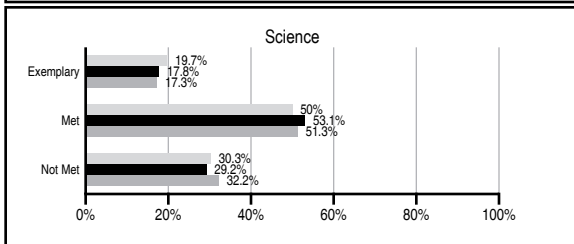
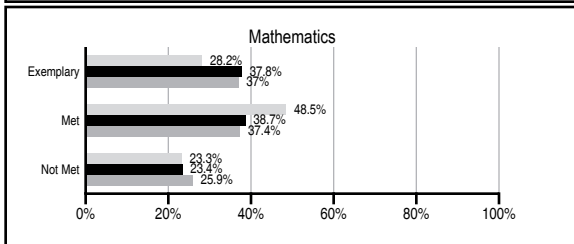
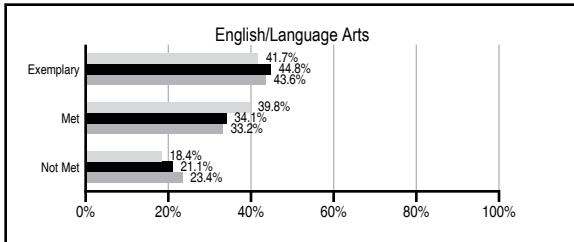
ABSOLUTE RATINGS OF ELEMENTARY SCHOOLS WITH STUDENTS LIKE OURS*

EXCELLENT	GOOD	AVERAGE	BELOW AVERAGE	AT-RISK
25	49	47	1	0

* Ratings are calculated with data available by 11/07/2012. Schools with Students Like Ours are Elementary Schools with Poverty Indices of no more than 5% above or below the index for this school.

PASS PERFORMANCE

Our School
 Elementary Schools with Students Like Ours
 Elementary schools statewide



NAEP PERFORMANCE*

* Performance reported for SC and nation, data not available at school level. Percentages at NAEP Achievement Levels.



SC PERFORMANCE VISION

By 2020 all students will graduate with the knowledge and skills necessary to compete successfully in the global economy, participate in a democratic society and contribute positively as members of families and communities.

Abbreviations Key

N/A Not Applicable N/AV Not Available N/C Not Collected N/R Not Reported I/S Insufficient Sample TBD To be determined

Plainview Elementary School
[Chesterfield County School District]

SCHOOL PROFILE

	Our School	Change from Last Year	Elementary Schools with Students Like Ours	Median Elementary School
Students (n=199)				
Retention rate	2.2%	Up from 0.6%	1.1%	1.0%
Attendance rate	96.6%	Up from 94.9%	96.4%	96.6%
Served by gifted and talented program	N/AV	N/AV	N/AV	N/AV
With disabilities other than speech	N/AV	N/AV	N/AV	N/AV
Older than usual for grade	N/AV	N/AV	N/AV	N/AV
Out-of-school suspensions or expulsions for violent and/or criminal offenses	0.0%	No Change	0.0%	0.0%
Teachers (n=11)				
Teachers with advanced degrees	54.5%	No Change	61.8%	63.0%
Continuing contract teachers	N/AV	N/AV	N/AV	N/AV
Teachers returning from previous year	91.1%	Down from 94.4%	89.8%	88.7%
Teacher attendance rate	96.7%	Up from 92.3%	95.1%	95.1%
Average teacher salary*	\$40,111	Down 5.4%	\$47,418	\$47,210
Classes not taught by highly qualified teachers	0.0%	No Change	0.0%	0.0%
Professional development days/teacher	11.3 days	Up from 10.3 days	10.8 days	10.5 days
School				
Principal's years at school	2.0	Up from 1.0	4.5	4.0
Student-teacher ratio in core subjects	17.5 to 1	Down from 19.3 to 1	19.8 to 1	20.0 to 1
Prime instructional time	90.7%	Up from 86.0%	90.3%	90.5%
Opportunities in the arts	Good	No Change	Good	Good
SACS accreditation	Yes	No Change	Yes	Yes
Parents attending conferences	100.0%	Up from 99.7%	100.0%	100.0%
Character development program	Average	No Change	Excellent	Excellent
Dollars spent per pupil**	\$6,243	Down 13.3%	\$6,964	\$7,247
Percent of expenditures for instruction**	63.8%	Up from 63.7%	67.8%	68.2%
Percent of expenditures for teacher salaries**	62.6%	Down from 62.9%	65.7%	65.7%
ESEA composite index score	96.0	N/A	91.6	91.9

* Length of contract = 185+ days.

** Prior year audited financial data available.

EVALUATION RESULTS

	Teachers	Students*	Parents*
Number of surveys returned	5	20	21
Percent satisfied with learning environment	100.0%	90.0%	100.0%
Percent satisfied with social and physical environment	100.0%	95.0%	85.7%
Percent satisfied with school-home relations	100.0%	85.0%	95.2%

*Only students at the highest elementary school grade level at this school and their parents were included.

REPORT OF PRINCIPAL AND SCHOOL IMPROVEMENT COUNCIL

The 2011-2012 school year at Plainview Elementary has proven to be another successful year. Through hard work of our students, faculty, staff, and parents, we saw many positive accomplishments throughout the year. Once again, Plainview met AYP, Adequate Yearly Progress, by successfully satisfying all the requirements set forth by state regulations. We have met AYP since its origination in 2003. Plainview also maintained South Carolina and Southern Association of Colleges and Schools Accreditations. Plainview has continued to make gains in many areas of PASS testing scores. As a result of this accomplishment, we were awarded the Palmetto Gold Award for General Performance. The criteria for awards for General Performance are based on both the absolute and growth ratings and the growth index found on school report cards. Plainview Elementary students have the opportunity to participate in various community service projects. This year the students raised over \$6,400 for Pennies for Patients, which benefits the Leukemia and Lymphoma Society. As a result, the school was recognized by The Leukemia and Lymphoma Organization as being 7th out of all the schools that were involved in this campaign. Plainview Elementary strives for excellence while maintaining its positive role in the community. This positive environment supports our students to succeed in all that they do. We are truly the little school with the big heart!

Beth Melton, Principal
 Plainview Elementary School

Comprehensive detail, including definitions of ratings, performance criteria, and explanations of status, is available on www.ed.sc.gov and www.eoc.sc.gov as well as school and school district websites.

Printed versions are available from school districts upon request.

Abbreviations Key

N/A Not Applicable N/AV Not Available N/C Not Collected N/R Not Reported I/S Insufficient Sample TBD To be determined
 NI Newly Identified CSI Continuing School Improvement CA Corrective Action RP Plan to Restructure R Restructure DELAY School Improvement Status HOLD School Improvement Status