



SC Annual School Report Card Summary

Jefferson Elementary School
 Chesterfield County School District
 Grades: PK-5 Enrollment: 376
 Principal: Wendy P. Folsom
 Superintendent: Dr. J. Harrison Goodwin
 Board Chair: Mr. James N. Sweeney

PERFORMANCE

Comprehensive detail, including definitions of ratings, performance criteria, and explanations of status, is available on www.ed.sc.gov and www.eoc.sc.gov as well as school and school district websites. Printed versions are available from school districts upon request.

YEAR	ABSOLUTE RATING	GROWTH RATING	PALMETTO GOLD AND SILVER AWARD		ESEA/FEDERAL ACCOUNTABILITY RATING SYSTEM	
			General Performance	Closing the Gap	ESEA Grade	Accountability Indicator
2012	Excellent	Good	TBD	TBD	A	N/A
2011	Good	Average	Silver	N/A	Met	N/A
2010	Average	Excellent	Gold	Silver	Met	N/A

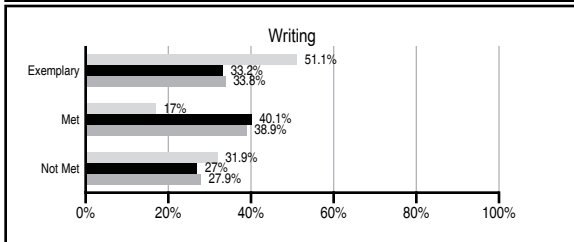
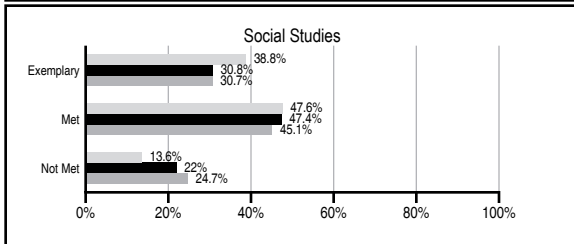
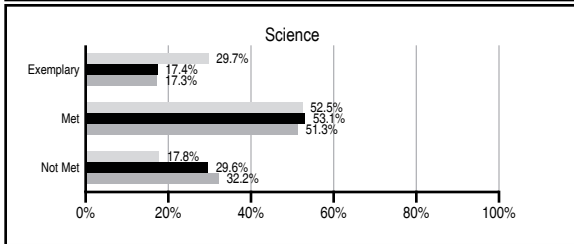
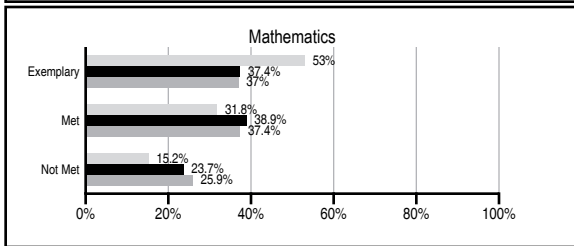
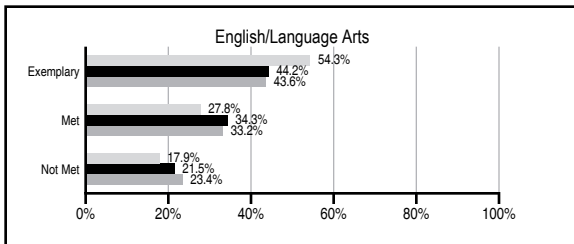
ABSOLUTE RATINGS OF ELEMENTARY SCHOOLS WITH STUDENTS LIKE OURS*

EXCELLENT	GOOD	AVERAGE	BELOW AVERAGE	AT-RISK
25	47	48	2	0

* Ratings are calculated with data available by 11/07/2012. Schools with Students Like Ours are Elementary Schools with Poverty Indices of no more than 5% above or below the index for this school.

PASS PERFORMANCE

Our School
 Elementary Schools with Students Like Ours
 Elementary schools statewide



NAEP PERFORMANCE*

* Performance reported for SC and nation, data not available at school level. Percentages at NAEP Achievement Levels.



SC PERFORMANCE VISION

By 2020 all students will graduate with the knowledge and skills necessary to compete successfully in the global economy, participate in a democratic society and contribute positively as members of families and communities.

Abbreviations Key

N/A Not Applicable N/AV Not Available N/C Not Collected N/R Not Reported I/S Insufficient Sample TBD To be determined

Jefferson Elementary School
[Chesterfield County School District]

SCHOOL PROFILE

	Our School	Change from Last Year	Elementary Schools with Students Like Ours	Median Elementary School
Students (n=376)				
Retention rate	4.4%	Up from 2.8%	1.2%	1.0%
Attendance rate	96.6%	Up from 96.1%	96.4%	96.6%
Served by gifted and talented program	N/AV	N/AV	N/AV	N/AV
With disabilities other than speech	N/AV	N/AV	N/AV	N/AV
Older than usual for grade	N/AV	N/AV	N/AV	N/AV
Out-of-school suspensions or expulsions for violent and/or criminal offenses	0.3%	Up from 0.0%	0.0%	0.0%
Teachers (n=20)				
Teachers with advanced degrees	85.0%	No Change	61.6%	63.0%
Continuing contract teachers	N/AV	N/AV	N/AV	N/AV
Teachers returning from previous year	87.5%	Down from 89.1%	89.9%	88.7%
Teacher attendance rate	96.2%	Down from 96.3%	95.1%	95.1%
Average teacher salary*	\$48,665	Down 0.8%	\$47,395	\$47,210
Classes not taught by highly qualified teachers	0.0%	No Change	0.0%	0.0%
Professional development days/teacher	16.6 days	Up from 6.5 days	10.7 days	10.5 days
School				
Principal's years at school	7.0	Up from 6.0	5.0	4.0
Student-teacher ratio in core subjects	21.4 to 1	Up from 20.5 to 1	20.1 to 1	20.0 to 1
Prime instructional time	91.0%	Down from 91.2%	90.2%	90.5%
Opportunities in the arts	Good	No Change	Good	Good
SACS accreditation	Yes	No Change	Yes	Yes
Parents attending conferences	100.0%	No Change	100.0%	100.0%
Character development program	Excellent	No Change	Excellent	Excellent
Dollars spent per pupil**	\$6,921	Down 10.6%	\$6,964	\$7,247
Percent of expenditures for instruction**	68.6%	Down from 70.0%	67.8%	68.2%
Percent of expenditures for teacher salaries**	65.7%	Down from 65.9%	65.9%	65.7%
ESEA composite index score	99.8	N/A	91.4	91.9

* Length of contract = 185+ days.

** Prior year audited financial data available.

EVALUATION RESULTS

	Teachers	Students*	Parents*
Number of surveys returned	20	39	28
Percent satisfied with learning environment	100.0%	97.4%	85.2%
Percent satisfied with social and physical environment	100.0%	97.4%	71.4%
Percent satisfied with school-home relations	90.0%	89.7%	64.3%

*Only students at the highest elementary school grade level at this school and their parents were included.

REPORT OF PRINCIPAL AND SCHOOL IMPROVEMENT COUNCIL

The 2011-2012 school year at Jefferson Elementary School has proven to be a successful one. Our students continue to make significant gains in academics, athletics, and community service. We are proud of their accomplishments.

Jefferson Elementary School strives to meet the rigorous requirements set forth by No Child Left Behind (NCLB). All certified and non-certified staff meets the "Highly Qualified" status defined by NCLB. Students at Jefferson Elementary continue to increase PASS scores in all areas. For this effort, our school has earned a "Good" classification for overall rating on the School Report Card for this school year. As a result of this accomplishment, Jefferson Elementary School has been recognized as a Palmetto Silver Award winning school in 2004-2005, 2005-2006, 2006-07, and 2007-08. In 2010-11 we received a Palmetto Gold Award for our "Excellent" improvement rating. We also received a Palmetto Silver Award for our "Closing the Gap" achievement. This school year we earned a Palmetto Silver Award for our "Good" overall rating.

In addition to instruction received in the classroom, Jefferson Elementary tries to enrich and broaden the students' educational experiences through various extracurricular activities. Educational field trips are taken to aquariums, museums, zoos, and state parks. Sandhills Fire Department spends one day with us in October to demonstrate to students aspects of fire safety. PTO has sponsored many activities this year for students including: Mega Party, Awards Days, All A Banquet, Honor Roll Party, and student dances.

Jefferson Elementary students have the opportunity to participate in various community service projects. This year the students have raised \$4,000 + for The American Cancer Society through Relay for Life, collected many pints of blood for the Red Cross, and raised nearly \$1,000 for St. Jude Children's Research Hospital through participation in St. Jude Math-a-Thon.

Jefferson Elementary School is committed to excellence and is proud to provide a safe and nurturing environment that challenges all of its students to grow and learn. With the support of parents, community, and businesses, the students of our school will continue this tradition.

Wendy Folsom, Principal Jefferson Elementary School
 Beverly Kirkley, School Improvement Council Chair

Comprehensive detail, including definitions of ratings, performance criteria, and explanations of status, is available on www.ed.sc.gov and www.eoc.sc.gov as well as school and school district websites.

Printed versions are available from school districts upon request.

Abbreviations Key

N/A Not Applicable N/AV Not Available N/C Not Collected N/R Not Reported I/S Insufficient Sample TBD To be determined
 NI Newly Identified CSI Continuing School Improvement CA Corrective Action RP Plan to Restructure R Restructure DELAY School Improvement Status HOLD School Improvement Status