



SC Annual School Report Card Summary

Edwards Elementary
 Chesterfield County School District
 Grades: PK-5 Enrollment: 543
 Principal: Kim Gaskins
 Superintendent: Dr. J. Harrison Goodwin
 Board Chair: Mr. James N. Sweeney

PERFORMANCE

Comprehensive detail, including definitions of ratings, performance criteria, and explanations of status, is available on www.ed.sc.gov and www.eoc.sc.gov as well as school and school district websites. Printed versions are available from school districts upon request.

YEAR	ABSOLUTE RATING	GROWTH RATING	PALMETTO GOLD AND SILVER AWARD		ESEA/FEDERAL ACCOUNTABILITY RATING SYSTEM	
			General Performance	Closing the Gap	ESEA Grade	Accountability Indicator
2012	Good	Average	TBD	TBD	A	Reward
2011	Average	Average	Silver	N/A	Not Met	N/A
2010	Average	Average	N/A	N/A	Met	N/A

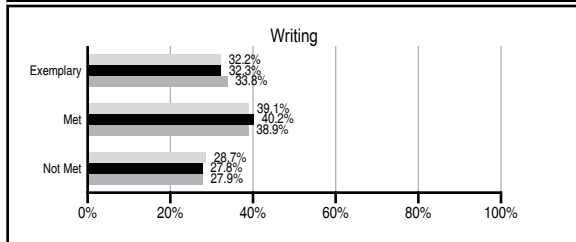
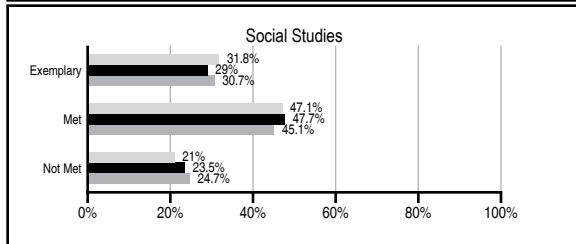
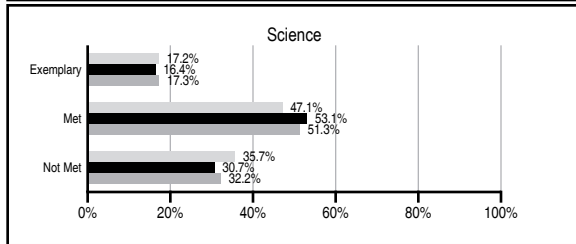
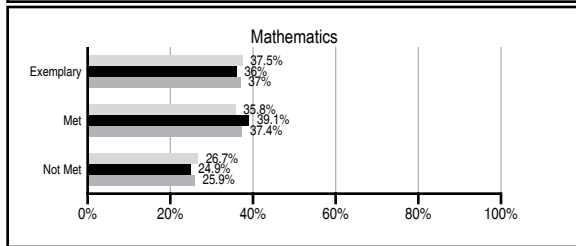
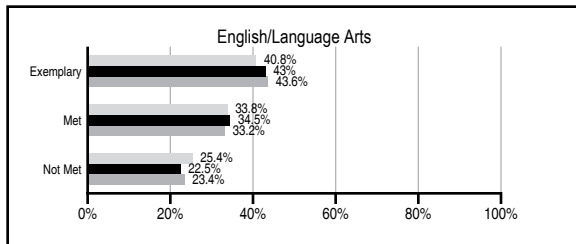
ABSOLUTE RATINGS OF ELEMENTARY SCHOOLS WITH STUDENTS LIKE OURS*

EXCELLENT	GOOD	AVERAGE	BELOW AVERAGE	AT-RISK
21	44	57	3	0

* Ratings are calculated with data available by 11/07/2012. Schools with Students Like Ours are Elementary Schools with Poverty Indices of no more than 5% above or below the index for this school.

PASS PERFORMANCE

Our School
 Elementary Schools with Students Like Ours
 Elementary schools statewide



NAEP PERFORMANCE*

* Performance reported for SC and nation, data not available at school level. Percentages at NAEP Achievement Levels.



SC PERFORMANCE VISION

By 2020 all students will graduate with the knowledge and skills necessary to compete successfully in the global economy, participate in a democratic society and contribute positively as members of families and communities.

Abbreviations Key

N/A Not Applicable N/AV Not Available N/C Not Collected N/R Not Reported I/S Insufficient Sample TBD To be determined

Edwards Elementary [Chesterfield County School

SCHOOL PROFILE

	Our School	Change from Last Year	Elementary Schools with Students Like Ours	Median Elementary School
Students (n=543)				
Retention rate	0.2%	Down from 0.4%	1.2%	1.0%
Attendance rate	96.1%	Up from 95.8%	96.4%	96.6%
Served by gifted and talented program	N/AV	N/AV	N/AV	N/AV
With disabilities other than speech	N/AV	N/AV	N/AV	N/AV
Older than usual for grade	N/AV	N/AV	N/AV	N/AV
Out-of-school suspensions or expulsions for violent and/or criminal offenses	0.0%	No Change	0.0%	0.0%
Teachers (n=32)				
Teachers with advanced degrees	81.3%	Up from 78.8%	61.8%	63.0%
Continuing contract teachers	N/AV	N/AV	N/AV	N/AV
Teachers returning from previous year	90.5%	Up from 87.5%	89.6%	88.7%
Teacher attendance rate	97.0%	Up from 94.9%	95.2%	95.1%
Average teacher salary*	\$47,942	Down 0.5%	\$47,400	\$47,210
Classes not taught by highly qualified teachers	0.0%	No Change	0.0%	0.0%
Professional development days/teacher	9.5 days	Up from 7.7 days	10.8 days	10.5 days
School				
Principal's years at school	2.0	Up from 1.0	4.0	4.0
Student-teacher ratio in core subjects	N/R	N/R	20.0 to 1	20.0 to 1
Prime instructional time	90.9%	Up from 89.5%	90.2%	90.5%
Opportunities in the arts	Good	Down from Excellent	Good	Good
SACS accreditation	Yes	No Change	Yes	Yes
Parents attending conferences	100.0%	No Change	100.0%	100.0%
Character development program	Average	No Change	Excellent	Excellent
Dollars spent per pupil**	\$5,865	Down 4.2%	\$7,058	\$7,247
Percent of expenditures for instruction**	69.1%	Down from 69.6%	68.0%	68.2%
Percent of expenditures for teacher salaries**	67.2%	Down from 67.3%	66.3%	65.7%
ESEA composite index score	98.1	N/A	90.9	91.9

* Length of contract = 185+ days.

** Prior year audited financial data available.

REPORT OF PRINCIPAL AND SCHOOL IMPROVEMENT COUNCIL

The mission of Edwards Elementary is to prepare students to become responsible individuals by creating a positive environment where dedicated staff, parents, and community members work together to provide opportunities for success and creativity through academics and the arts.

Our staff continued to grow professionally throughout the school year with the help of literacy, reading, and math workshops. RTI teachers have continued to contribute to the growth of the Dominie Reading levels of our primary students. A new academic program entitled, The Kindergarten Connection, has helped to bridge the gap and better prepare students for first grade. This program continued through the summer to address social development and academic weaknesses.

Our school continues to be one of the most technologically advanced elementary schools in the district. All classrooms are equipped with computer, printer, Promethean boards, LCD projector, ACTIV votes, and wands. With the use of our V-brick, we can telecast our news show into each classroom throughout the school.

Edwards Elementary was a 2011-2012 recipient of The Palmetto Silver Award for exemplary academic performance. Edwards was proud to recognize four students for perfect scores on one or more areas of the PASS test.

Edwards continues to stress the importance of community services by holding fundraisers for Pennies For Patients, Relay For Life, Paws & Claws, Connie Maxwell Home, St. Jude Hospital, and care packages for soldiers.

We thank every parent and community member for your continued support of our school.

EVALUATION RESULTS

	Teachers	Students*	Parents*
Number of surveys returned	25	82	45
Percent satisfied with learning environment	96.0%	90.1%	86.4%
Percent satisfied with social and physical environment	100.0%	95.1%	88.9%
Percent satisfied with school-home relations	95.8%	87.8%	84.4%

*Only students at the highest elementary school grade level at this school and their parents were included.

Comprehensive detail, including definitions of ratings, performance criteria, and explanations of status, is available on www.ed.sc.gov and www.eoc.sc.gov as well as school and school district websites.

Printed versions are available from school districts upon request.

Abbreviations Key

N/A Not Applicable N/AV Not Available N/C Not Collected N/R Not Reported I/S Insufficient Sample TBD To be determined
 NI Newly Identified CSI Continuing School Improvement CA Corrective Action RP Plan to Restructure R Restructure DELAY School Improvement Status HOLD School Improvement Status