



SC Annual School Report Card Summary

Chester Park Elementary School of the Arts
 Chester County School District
 Grades: PK-5 Enrollment: 595
 Principal: Anne Stone
 Superintendent: Dr. Agnes Slayman
 Board Chair: Mrs. Maggie James

PERFORMANCE

Comprehensive detail, including definitions of ratings, performance criteria, and explanations of status, is available on www.ed.sc.gov and www.eoc.sc.gov as well as school and school district websites. Printed versions are available from school districts upon request.

YEAR	ABSOLUTE RATING	GROWTH RATING	PALMETTO GOLD AND SILVER AWARD		ESEA/FEDERAL ACCOUNTABILITY RATING SYSTEM	
			General Performance	Closing the Gap	ESEA Grade	Accountability Indicator
2012	Below Average	Average	TBD	TBD	F	N/A
2011	Average	Average	Silver	N/A	Not Met	N/A
2010	Average	Average	N/A	N/A	Met	N/A

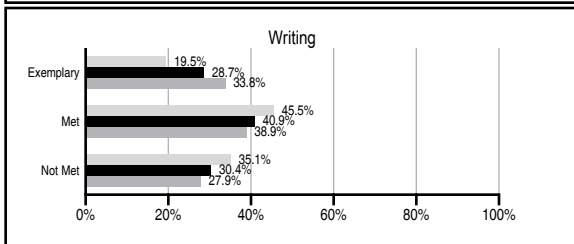
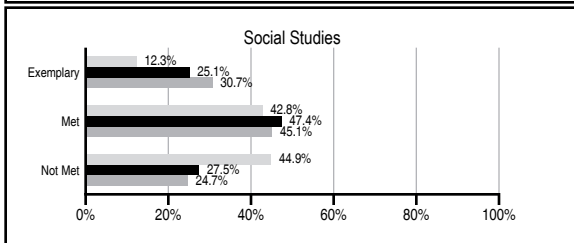
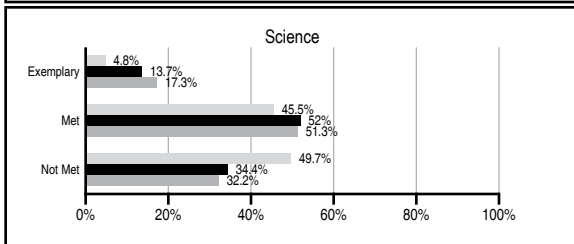
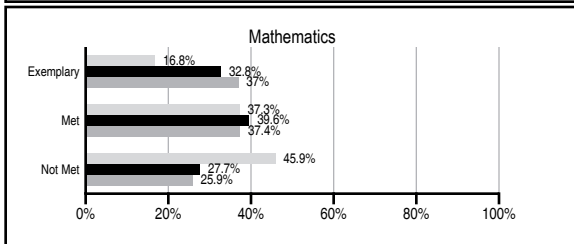
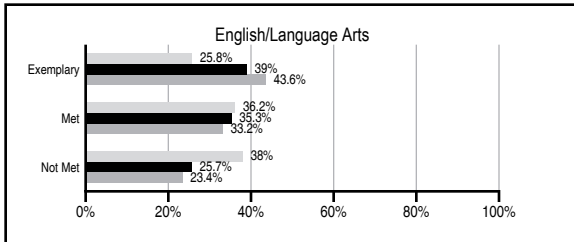
ABSOLUTE RATINGS OF ELEMENTARY SCHOOLS WITH STUDENTS LIKE OURS*

EXCELLENT	GOOD	AVERAGE	BELOW AVERAGE	AT-RISK
14	30	85	8	0

* Ratings are calculated with data available by 11/07/2012. Schools with Students Like Ours are Elementary Schools with Poverty Indices of no more than 5% above or below the index for this school.

PASS PERFORMANCE

Our School
 Elementary Schools with Students Like Ours
 Elementary schools statewide



NAEP PERFORMANCE*

* Performance reported for SC and nation, data not available at school level. Percentages at NAEP Achievement Levels.



SC PERFORMANCE VISION

By 2020 all students will graduate with the knowledge and skills necessary to compete successfully in the global economy, participate in a democratic society and contribute positively as members of families and communities.

Abbreviations Key

N/A Not Applicable N/AV Not Available N/C Not Collected N/R Not Reported I/S Insufficient Sample TBD To be determined

Chester Park Elementary School of the Arts [Chester County School District]

SCHOOL PROFILE

	Our School	Change from Last Year	Elementary Schools with Students Like Ours	Median Elementary School
Students (n=595)				
Retention rate	1.8%	Down from 3.5%	1.2%	1.0%
Attendance rate	96.2%	Up from 95.4%	96.3%	96.6%
Served by gifted and talented program	N/AV	N/AV	N/AV	N/AV
With disabilities other than speech	N/AV	N/AV	N/AV	N/AV
Older than usual for grade	N/AV	N/AV	N/AV	N/AV
Out-of-school suspensions or expulsions for violent and/or criminal offenses	0.0%	No Change	0.0%	0.0%
Teachers (n=39)				
Teachers with advanced degrees	56.4%	Down from 58.5%	61.0%	63.0%
Continuing contract teachers	N/AV	N/AV	N/AV	N/AV
Teachers returning from previous year	90.8%	Up from 90.1%	88.7%	88.7%
Teacher attendance rate	94.3%	Down from 98.6%	94.8%	95.1%
Average teacher salary*	\$46,577	Down 3.8%	\$47,009	\$47,210
Classes not taught by highly qualified teachers	0.5%	Up from 0.0%	0.0%	0.0%
Professional development days/teacher	2.0 days	Down from 8.4 days	10.8 days	10.5 days
School				
Principal's years at school	5.0	Up from 4.0	4.0	4.0
Student-teacher ratio in core subjects	22.4 to 1	Up from 21.9 to 1	20.0 to 1	20.0 to 1
Prime instructional time	89.3%	Down from 93.7%	89.8%	90.5%
Opportunities in the arts	Excellent	No Change	Good	Good
SACS accreditation	Yes	No Change	Yes	Yes
Parents attending conferences	16.6%	Down from 100.0%	100.0%	100.0%
Character development program	Excellent	No Change	Excellent	Excellent
Dollars spent per pupil**	\$5,354	Down 8.5%	\$7,312	\$7,247
Percent of expenditures for instruction**	85.6%	Up from 81.0%	67.7%	68.2%
Percent of expenditures for teacher salaries**	84.3%	Up from 78.8%	65.0%	65.7%
ESEA composite index score	41.7	N/A	88.4	91.9

* Length of contract = 185+ days.

** Prior year audited financial data available.

EVALUATION RESULTS

	Teachers	Students*	Parents*
Number of surveys returned	26	76	57
Percent satisfied with learning environment	100.0%	94.7%	80.4%
Percent satisfied with social and physical environment	100.0%	85.3%	86.0%
Percent satisfied with school-home relations	92.0%	86.8%	76.8%

*Only students at the highest elementary school grade level at this school and their parents were included.

REPORT OF PRINCIPAL AND SCHOOL IMPROVEMENT COUNCIL

The Chester Park Complex serves approximately 1600 students divided into three schools of choice. As part of the complex, Chester Park Elementary School of the Arts serves approximately 615 students in Kindergarten-5th grade who have chosen to participate in arts integrated learning.

The mission of Chester Park Elementary School of the Arts is to engage every child in active individual and collaborative team learning experiences in the context of a comprehensive, standards-based arts integrated curriculum. In order to accomplish this mission, teachers infuse the South Carolina Fine Arts Curriculum Standards into all curricular areas. Fine Arts teachers, in turn, bring core curriculum standards into their classrooms. The school Strategically Mixes Arts and Academics to Reach academic goals as we Teach Students. This "SMARTS" model is incorporated into the vision of the school.

The belief at the School of the Arts is that arts integration builds character, cooperation, responsibility, and respect. The arts engage students in active learning of material and help them to be exposed to content in myriad ways. Arts integration identifies and nurtures each individual student's talents and creativity. It unites students, parents, faculty, and community members. It allows students to make real world connections of the learning taking place. The School of the Arts has been awarded grants for the funding of arts integration, artists-in-residence, and upgrades to the sound and video equipment in the Complex auditorium.

In addition to the integration of the arts, Chester Park Elementary School of the Arts offers students opportunities to incorporate technology into learning through the use of computer labs. They are given time to have individualized instruction based on MAP scores. All classrooms are equipped with Promethean Boards providing a new medium for teaching and learning. Teachers have been and continue to be trained in the use of these boards for improved delivery of content.

Students at Chester Park Elementary School of the Arts are given special opportunities to be involved in Artist-in-Residence programs featuring: multi-cultural enrichment, mural painting, poetry, music, dance, and theater. These opportunities have provided students in all grade levels with a variety of reinforcements as they relate to the core subject area curricula of South Carolina. The school celebrates its students talents through live performances (both in the school and the community), and achievement awards. The school offers after-school clubs such as art club, music club, drama, and mime club.

Acceleration programs and interventions have been put in place before school, after school, and during the regular school day in Math and Reading for students who are in need of further assistance. These programs have been successful in identifying the need of students and providing extra support.

Thank you for your involvement in our school.

Sincerely,
Anne Stone, Principal
Fairfax, SIC Chairperson

Kristen

Comprehensive detail, including definitions of ratings, performance criteria, and explanations of status, is available on www.ed.sc.gov and www.eoc.sc.gov as well as school and school district websites.

Printed versions are available from school districts upon request.

Abbreviations Key

N/A Not Applicable N/AV Not Available N/C Not Collected N/R Not Reported I/S Insufficient Sample TBD To be determined

NI Newly Identified CSI Continuing School Improvement CA Corrective Action RP Plan to Restructure R Restructure DELAY School Improvement Status HOLD School Improvement Status