



SC Annual School Report Card Summary

Northwest Elementary School
 Cherokee County School District
 Grades: PK-5 Enrollment: 481
 Principal: Kathy.Phillips@gw.cherokee1.k12.sc.us
 Superintendent: Dr. Quincie L. Moore
 Board Chair: Mike Ellis

PERFORMANCE

Comprehensive detail, including definitions of ratings, performance criteria, and explanations of status, is available on www.ed.sc.gov and www.eoc.sc.gov as well as school and school district websites. Printed versions are available from school districts upon request.

YEAR	ABSOLUTE RATING	GROWTH RATING	PALMETTO GOLD AND SILVER AWARD		ESEA/FEDERAL ACCOUNTABILITY RATING SYSTEM	
			General Performance	Closing the Gap	ESEA Grade	Accountability Indicator
2012	Excellent	Average	TBD	TBD	A	Reward
2011	Good	Average	Silver	N/A	Met	N/A
2010	Good	Good	Silver	Silver	Met	N/A

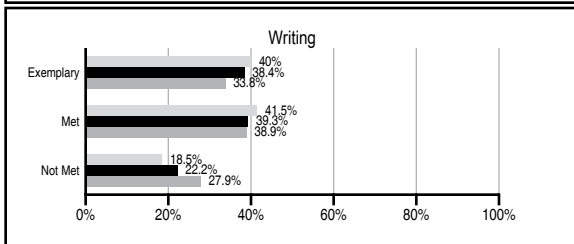
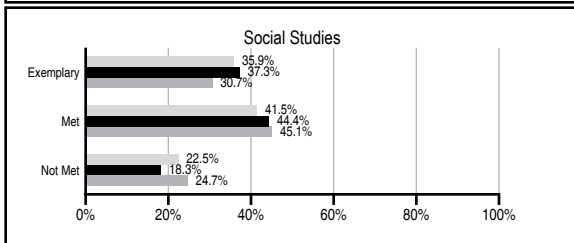
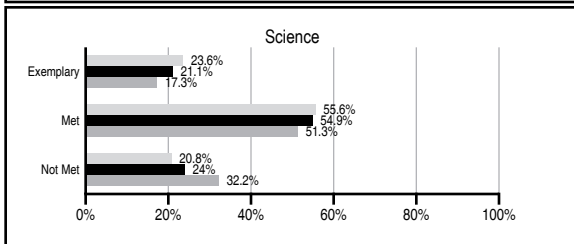
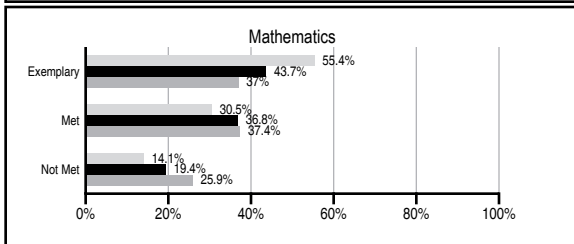
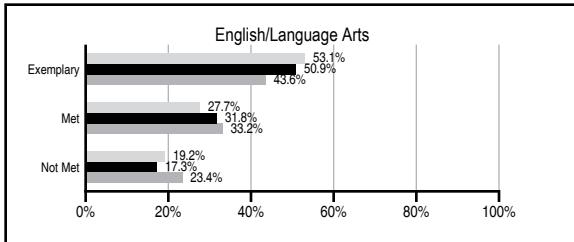
ABSOLUTE RATINGS OF ELEMENTARY SCHOOLS WITH STUDENTS LIKE OURS*

EXCELLENT	GOOD	AVERAGE	BELOW AVERAGE	AT-RISK
44	31	14	1	0

* Ratings are calculated with data available by 11/07/2012. Schools with Students Like Ours are Elementary Schools with Poverty Indices of no more than 5% above or below the index for this school.

PASS PERFORMANCE

Our School
 Elementary Schools with Students Like Ours
 Elementary schools statewide



NAEP PERFORMANCE*

* Performance reported for SC and nation, data not available at school level. Percentages at NAEP Achievement Levels.



SC PERFORMANCE VISION

By 2020 all students will graduate with the knowledge and skills necessary to compete successfully in the global economy, participate in a democratic society and contribute positively as members of families and communities.

Abbreviations Key

N/A Not Applicable N/AV Not Available N/C Not Collected N/R Not Reported I/S Insufficient Sample TBD To be determined

Northwest Elementary School
[Cherokee County School District]

SCHOOL PROFILE

	Our School	Change from Last Year	Elementary Schools with Students Like Ours	Median Elementary School
Students (n=481)				
Retention rate	0.5%	Up from 0.0%	0.9%	1.0%
Attendance rate	96.6%	Up from 96.0%	96.7%	96.6%
Served by gifted and talented program	N/AV	N/AV	N/AV	N/AV
With disabilities other than speech	N/AV	N/AV	N/AV	N/AV
Older than usual for grade	N/AV	N/AV	N/AV	N/AV
Out-of-school suspensions or expulsions for violent and/or criminal offenses	0.0%	No Change	0.0%	0.0%
Teachers (n=32)				
Teachers with advanced degrees	62.5%	Up from 60.7%	64.4%	63.0%
Continuing contract teachers	N/AV	N/AV	N/AV	N/AV
Teachers returning from previous year	88.4%	Down from 92.5%	89.2%	88.7%
Teacher attendance rate	95.9%	Up from 95.3%	95.1%	95.1%
Average teacher salary*	\$48,331	Up 3.1%	\$48,669	\$47,210
Classes not taught by highly qualified teachers	0.0%	No Change	0.0%	0.0%
Professional development days/teacher	7.1 days	Up from 5.4 days	12.0 days	10.5 days
School				
Principal's years at school	1.0	Down from 13.0	5.0	4.0
Student-teacher ratio in core subjects	18.9 to 1	Down from 21.6 to 1	20.3 to 1	20.0 to 1
Prime instructional time	92.0%	Up from 90.9%	90.3%	90.5%
Opportunities in the arts	Good	No Change	Good	Good
SACS accreditation	Yes	No Change	Yes	Yes
Parents attending conferences	100.0%	No Change	100.0%	100.0%
Character development program	Excellent	No Change	Excellent	Excellent
Dollars spent per pupil**	\$6,093	Down 4.3%	\$6,885	\$7,247
Percent of expenditures for instruction**	72.6%	Up from 71.1%	67.9%	68.2%
Percent of expenditures for teacher salaries**	71.6%	Up from 70.8%	66.2%	65.7%
ESEA composite index score	100.0	N/A	94.2	91.9

* Length of contract = 185+ days.

** Prior year audited financial data available.

EVALUATION RESULTS

	Teachers	Students*	Parents*
Number of surveys returned	28	65	59
Percent satisfied with learning environment	100.0%	95.4%	87.9%
Percent satisfied with social and physical environment	100.0%	98.5%	89.7%
Percent satisfied with school-home relations	100.0%	96.9%	84.7%

*Only students at the highest elementary school grade level at this school and their parents were included.

REPORT OF PRINCIPAL AND SCHOOL IMPROVEMENT COUNCIL

Northwest Elementary School students believe in the Power of Learning. Our school family takes great pride in our accomplishments and our students work diligently to achieve their learning goals. Our mission is to ensure all students gain the skills necessary to achieve personal excellence and to become responsible citizens in a global society by providing challenging educational programs and experiences in a safe and nurturing environment. The teachers at Northwest Elementary school are committed to offering a quality instructional program to all students. Our students are challenged to meet their maximum potential. Instructional goals are set to meet the needs of each individual student and we strive for educational excellence at Northwest Elementary School. Community service is encouraged in our school. Our students supported many local charities such as the Humane Society, Jump Rope for Heart, Meals on Wheels, Cans for Kids, Limestone Cares and the American Cancer Society. Our faculty and staff also made contributions to Habitat for Humanity and the United Way.

Northwest Elementary School students have participated in numerous contests and won district awards in the areas of science, writing and art. Some of these awards include the Veteran's Day Essay Contest, Young Writer's Gala, and Martin Luther King Essay and Art Contests, as well as regional Science Fair winners.

Student activities and opportunities include Accelerated Readers, Character Education, Junior Beta Club, Friendly Helpers, Student Council, a Young Writer's Tea and a School-wide Recycling Program.

The parental support at Northwest Elementary School is outstanding and both the PTO and the School Improvement Council offer guidance to fulfill the mission of Northwest School. We also have tremendous community support which enhances our programs in many different ways.

We anticipate many more successes throughout the 2012-2013 school year and we thank everyone for their continued support and cooperation as we provide a quality education for our Northwest Bobcats.

Rene Joyner, School Improvement Council Chairperson
 Kathy Phillips, Principal

Comprehensive detail, including definitions of ratings, performance criteria, and explanations of status, is available on www.ed.sc.gov and www.eoc.sc.gov as well as school and school district websites.

Printed versions are available from school districts upon request.

Abbreviations Key

N/A Not Applicable N/AV Not Available N/C Not Collected N/R Not Reported I/S Insufficient Sample TBD To be determined

NI Newly Identified CSI Continuing School Improvement CA Corrective Action RP Plan to Restructure R Restructure DELAY School Improvement Status HOLD School Improvement Status