



SC Annual School Report Card Summary

Grassy Pond Elementary School
 Cherokee County School District
 Grades: PK-5 Enrollment: 557
 Principal: Ashley B. Clary
 Superintendent: Dr. Quincie L. Moore
 Board Chair: Mike Ellis

PERFORMANCE

Comprehensive detail, including definitions of ratings, performance criteria, and explanations of status, is available on www.ed.sc.gov and www.eoc.sc.gov as well as school and school district websites. Printed versions are available from school districts upon request.

YEAR	ABSOLUTE RATING	GROWTH RATING	PALMETTO GOLD AND SILVER AWARD		ESEA/FEDERAL ACCOUNTABILITY RATING SYSTEM	
			General Performance	Closing the Gap	ESEA Grade	Accountability Indicator
2012	Good	Average	TBD	TBD	B	Focus
2011	Good	Average	Silver	N/A	Not Met	N/A
2010	Good	Average	N/A	N/A	Met	N/A

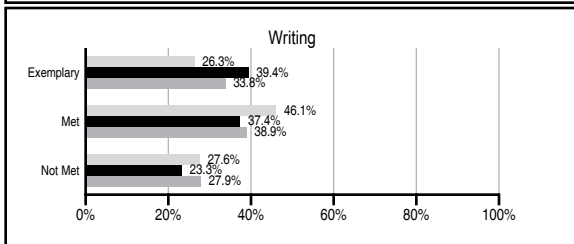
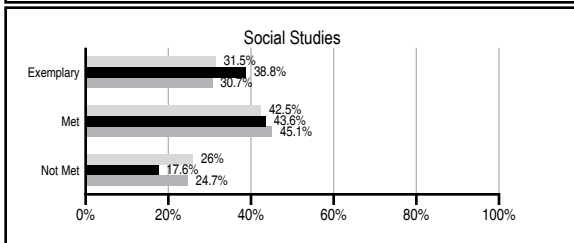
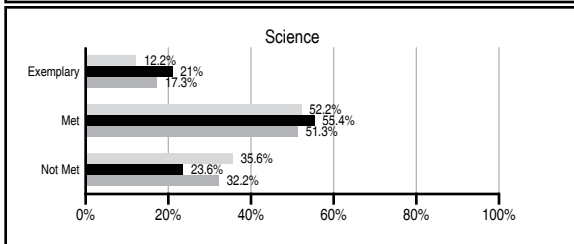
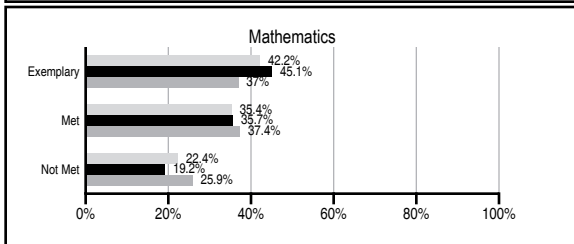
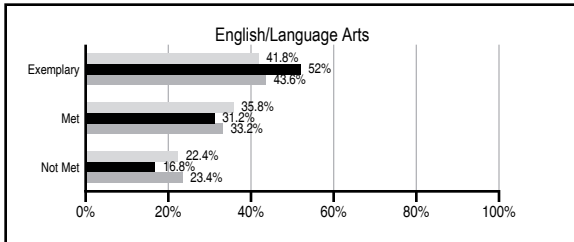
ABSOLUTE RATINGS OF ELEMENTARY SCHOOLS WITH STUDENTS LIKE OURS*

EXCELLENT	GOOD	AVERAGE	BELOW AVERAGE	AT-RISK
38	24	7	1	0

* Ratings are calculated with data available by 11/07/2012. Schools with Students Like Ours are Elementary Schools with Poverty Indices of no more than 5% above or below the index for this school.

PASS PERFORMANCE

Our School
 Elementary Schools with Students Like Ours
 Elementary schools statewide



NAEP PERFORMANCE*

* Performance reported for SC and nation, data not available at school level. Percentages at NAEP Achievement Levels.



SC PERFORMANCE VISION

By 2020 all students will graduate with the knowledge and skills necessary to compete successfully in the global economy, participate in a democratic society and contribute positively as members of families and communities.

Abbreviations Key

N/A Not Applicable N/AV Not Available N/C Not Collected N/R Not Reported I/S Insufficient Sample TBD To be determined

Grassy Pond Elementary School
[Cherokee County School District]

SCHOOL PROFILE

	Our School	Change from Last Year	Elementary Schools with Students Like Ours	Median Elementary School
Students (n=557)				
Retention rate	0.0%	Down from 0.2%	0.7%	1.0%
Attendance rate	97.0%	Up from 96.5%	96.9%	96.6%
Served by gifted and talented program	N/AV	N/AV	N/AV	N/AV
With disabilities other than speech	N/AV	N/AV	N/AV	N/AV
Older than usual for grade	N/AV	N/AV	N/AV	N/AV
Out-of-school suspensions or expulsions for violent and/or criminal offenses	0.0%	No Change	0.0%	0.0%
Teachers (n=30)				
Teachers with advanced degrees	73.3%	Up from 71.0%	62.5%	63.0%
Continuing contract teachers	N/AV	N/AV	N/AV	N/AV
Teachers returning from previous year	94.0%	Down from 94.3%	90.4%	88.7%
Teacher attendance rate	95.0%	Up from 94.6%	95.0%	95.1%
Average teacher salary*	\$50,252	Up 2.1%	\$48,828	\$47,210
Classes not taught by highly qualified teachers	0.0%	No Change	0.0%	0.0%
Professional development days/teacher	7.1 days	Up from 6.5 days	10.7 days	10.5 days
School				
Principal's years at school	2.0	Up from 1.0	5.0	4.0
Student-teacher ratio in core subjects	22.5 to 1	Up from 22.0 to 1	20.5 to 1	20.0 to 1
Prime instructional time	91.4%	Up from 90.7%	90.7%	90.5%
Opportunities in the arts	Good	No Change	Good	Good
SACS accreditation	Yes	No Change	Yes	Yes
Parents attending conferences	100.0%	No Change	100.0%	100.0%
Character development program	Excellent	No Change	Excellent	Excellent
Dollars spent per pupil**	\$5,380	Down 2.4%	\$6,781	\$7,247
Percent of expenditures for instruction**	73.2%	Up from 73.1%	69.9%	68.2%
Percent of expenditures for teacher salaries**	72.5%	Up from 71.9%	67.5%	65.7%
ESEA composite index score	83.2	N/A	95.1	91.9

* Length of contract = 185+ days.

** Prior year audited financial data available.

EVALUATION RESULTS

	Teachers	Students*	Parents*
Number of surveys returned	34	74	37
Percent satisfied with learning environment	97.1%	83.8%	83.3%
Percent satisfied with social and physical environment	94.1%	80.6%	91.7%
Percent satisfied with school-home relations	94.1%	84.9%	79.4%

*Only students at the highest elementary school grade level at this school and their parents were included.

REPORT OF PRINCIPAL AND SCHOOL IMPROVEMENT COUNCIL

Our motto for the 2011-2012 school year has been "Oh the Places Our Learning Will Allow Us to Go...". At Grassy Pond Elementary School we constantly talk about setting goals and trying to achieve them. As a result, last year our school earned the 2011-2012 Palmetto Silver Award. This is a result of continued hard work!

This year the entire school has focused on Response to Intervention. RTI has required teachers to look at many practices and ways of thinking in a new light. Staff Development activities have been centered around this topic. The part-time reading interventionists were hired this year to work with students who were not reading on grade-level. These interventionists helped students three times a week in addition to instruction they received in the regular classroom. Teachers also participated in a book study on the topic of Guided Reading. This book study offered tips on strengthening small guided reading groups in the classroom.

GPES students also focused on learning the importance of becoming a good citizen. Students were exposed each month to a new character trait through the Chic-fil-a Character Counts Program. Each nine weeks at our student recognition program we would recognize a student from each class who had exemplified the character trait of the month. Our school also participated in various community service projects throughout the year. We packed boxes for soldiers over seas, raised money for the March of Dimes, and our biggest push this year was Relay for Life. This year our Relay for Life team was dedicated to our secretary Mrs. Tracy Ruppe who was battling breast cancer. In October we had a "Pink Out Day" in her honor. We kicked off the Relay season raising over \$2,000.00. We sold t-shirts saying "Gator's Go Pink for a Cure"!

Our school is also proud of the partnerships we have established with parents, family, and the community. To begin this school year the Limestone College Ladies Softball Team helped with a grounds improvement project. The PTC at Grassy Pond goes above and beyond each year to ensure that the teachers and students have all the items needed for a successful school year! They provide \$10 for each student to take a field trip as well as money for all 5th grade students to have "Too Good for Drug" t-shirts, a breakfast for all school volunteers, and a donation to the school media center for books. The Grassy Pond Baptist Church sponsors a Good News Bible Club one afternoon a week. The Grassy Pond Fire Department taught fire safety. The Sheriff's Department has a program through our school that provides officers each month to eat lunch with students and spend a certain amount of time in our school. Community and family partnerships are another vitally important part of our school. We truly appreciate each and every person who has contributed to GPES throughout the year.

Ashley B. Clary, Principal

Tammy Ruppe, SIC Chair

Comprehensive detail, including definitions of ratings, performance criteria, and explanations of status, is available on www.ed.sc.gov and www.eoc.sc.gov as well as school and school district websites.

Printed versions are available from school districts upon request.

Abbreviations Key

N/A Not Applicable N/AV Not Available N/C Not Collected N/R Not Reported I/S Insufficient Sample TBD To be determined
 NI Newly Identified CSI Continuing School Improvement CA Corrective Action RP Plan to Restructure R Restructure DELAY School Improvement Status HOLD School Improvement Status