



SC Annual School Report Card Summary

Luther L. Vaughan Elementary School
 Cherokee County School District
 Grades: PK-5 Enrollment: 334
 Principal: Nan Ruppe
 Superintendent: Dr. Quincie L. Moore
 Board Chair: Mike Ellis

PERFORMANCE

Comprehensive detail, including definitions of ratings, performance criteria, and explanations of status, is available on www.ed.sc.gov and www.eoc.sc.gov as well as school and school district websites. Printed versions are available from school districts upon request.

YEAR	ABSOLUTE RATING	GROWTH RATING	PALMETTO GOLD AND SILVER AWARD		ESEA/FEDERAL ACCOUNTABILITY RATING SYSTEM	
			General Performance	Closing the Gap	ESEA Grade	Accountability Indicator
2012	At-Risk	Below Average	TBD	TBD	F	Priority
2011	Below Average	At-Risk	N/A	N/A	Not Met	RP
2010	Below Average	At-Risk	N/A	N/A	Met	CA-DELAY

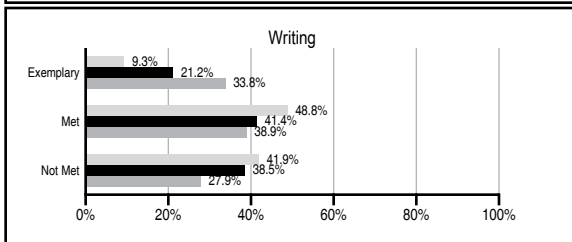
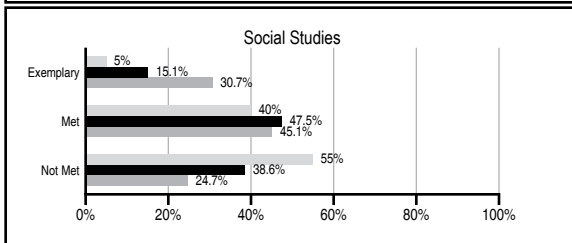
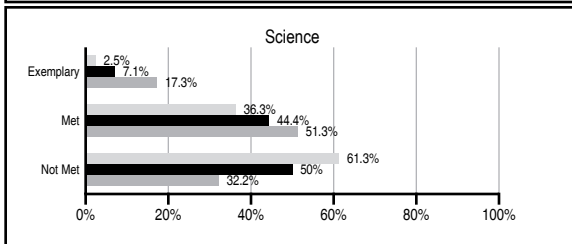
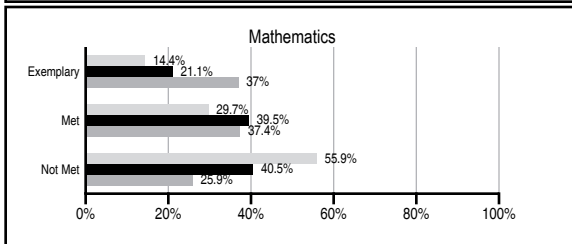
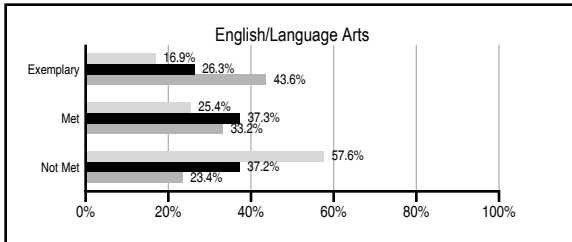
ABSOLUTE RATINGS OF ELEMENTARY SCHOOLS WITH STUDENTS LIKE OURS*

EXCELLENT	GOOD	AVERAGE	BELOW AVERAGE	AT-RISK
2	6	73	47	18

* Ratings are calculated with data available by 11/07/2012. Schools with Students Like Ours are Elementary Schools with Poverty Indices of no more than 5% above or below the index for this school.

PASS PERFORMANCE

Our School
 Elementary Schools with Students Like Ours
 Elementary schools statewide



NAEP PERFORMANCE*

* Performance reported for SC and nation, data not available at school level. Percentages at NAEP Achievement Levels.



SC PERFORMANCE VISION

By 2020 all students will graduate with the knowledge and skills necessary to compete successfully in the global economy, participate in a democratic society and contribute positively as members of families and communities.

Abbreviations Key

N/A Not Applicable N/AV Not Available N/C Not Collected N/R Not Reported I/S Insufficient Sample TBD To be determined

Luther L. Vaughan Elementary School
[Cherokee County School District]

SCHOOL PROFILE

	Our School	Change from Last Year	Elementary Schools with Students Like Ours	Median Elementary School
Students (n=334)				
Retention rate	0.7%	Down from 1.0%	1.2%	1.0%
Attendance rate	96.7%	Up from 96.2%	96.4%	96.6%
Served by gifted and talented program	N/AV	N/AV	N/AV	N/AV
With disabilities other than speech	N/AV	N/AV	N/AV	N/AV
Older than usual for grade	N/AV	N/AV	N/AV	N/AV
Out-of-school suspensions or expulsions for violent and/or criminal offenses	0.0%	No Change	0.0%	0.0%
Teachers (n=26)				
Teachers with advanced degrees	73.1%	Down from 73.9%	62.5%	63.0%
Continuing contract teachers	N/AV	N/AV	N/AV	N/AV
Teachers returning from previous year	95.4%	Up from 93.8%	85.2%	88.7%
Teacher attendance rate	96.1%	Up from 94.6%	95.5%	95.1%
Average teacher salary*	\$50,154	Up 4.4%	\$44,828	\$47,210
Classes not taught by highly qualified teachers	0.0%	No Change	0.0%	0.0%
Professional development days/teacher	8.3 days	Up from 7.5 days	9.4 days	10.5 days
School				
Principal's years at school	2.0	Up from 1.0	4.0	4.0
Student-teacher ratio in core subjects	14.1 to 1	Down from 18.6 to 1	18.0 to 1	20.0 to 1
Prime instructional time	91.8%	Up from 90.3%	90.7%	90.5%
Opportunities in the arts	Good	No Change	Good	Good
SACS accreditation	Yes	No Change	Yes	Yes
Parents attending conferences	88.2%	Down from 94.4%	100.0%	100.0%
Character development program	Good	Down from Excellent	Excellent	Excellent
Dollars spent per pupil**	\$8,211	Down 9.5%	\$8,355	\$7,247
Percent of expenditures for instruction**	71.4%	Up from 70.5%	65.8%	68.2%
Percent of expenditures for teacher salaries**	70.4%	Up from 70.0%	62.7%	65.7%
ESEA composite index score	33.6	N/A	80.1	91.9

* Length of contract = 185+ days.

** Prior year audited financial data available.

EVALUATION RESULTS

	Teachers	Students*	Parents*
Number of surveys returned	23	45	26
Percent satisfied with learning environment	87.0%	97.8%	87.5%
Percent satisfied with social and physical environment	87.0%	93.3%	88.5%
Percent satisfied with school-home relations	87.0%	97.8%	88.5%

*Only students at the highest elementary school grade level at this school and their parents were included.

REPORT OF PRINCIPAL AND SCHOOL IMPROVEMENT COUNCIL

The 2011-2012 School Year for Luther Vaughan Elementary School saw several successes. Students and Staff enjoyed fruits and vegetables for three years in a row through the Fruit/Vegetable Grant. Teachers taught lessons about nutrition and health awareness. They also used fractional parts of fruit and vegetables for math lessons. Our fifth grade students enjoyed an all-expense paid field experience through a grant received by our guidance counselor, Mrs. Ruby Byers. The students participated in hands-on learning specifically designed for science. Our fourth grade students enjoyed an all-expense paid field experience to Cowpens Battleground provided by the National Park Service. Students saw 18th century demonstrations and learned about the Revolutionary War. As a 2nd year PBIS School, Positive Behavior Intervention and Support, the school saw a 3% decrease in office referrals indicating significant improvement in student behavior and increased time on task. Academically, MAP scores indicated students finishing the end of the year with significant growth in reading and math each seeing at least a 5.5 point increase from spring, 2011. With PBIS and our strong character education program, Luther Vaughan students believed in helping others. Service Projects netted an excess of \$2000.00 for Relay for Life and over \$1500.00 for Pennies for Patients. Mrs. Terri Phillips, first grade teacher, was Teacher of the Year and Distinguished Reading Teacher. Lion PRIDE . . . Respect, Responsible, and Ready to Learn was evident at Luther Vaughan this year.

Angela Bolin, SIC Chair
 Ruppe, Principal

Nan

Comprehensive detail, including definitions of ratings, performance criteria, and explanations of status, is available on www.ed.sc.gov and www.eoc.sc.gov as well as school and school district websites.

Printed versions are available from school districts upon request.

Abbreviations Key

N/A Not Applicable N/AV Not Available N/C Not Collected N/R Not Reported I/S Insufficient Sample TBD To be determined
 NI Newly Identified CSI Continuing School Improvement CA Corrective Action RP Plan to Restructure R Restructure DELAY School Improvement Status HOLD School Improvement Status