



SC Annual School Report Card Summary

B. D. Lee Elementary School
Cherokee County School District
Grades: PK-5 **Enrollment: 374**
Principal: Sharon Jefferies
Superintendent: Dr. Quincie L. Moore
Board Chair: Mike Ellis

PERFORMANCE

Comprehensive detail, including definitions of ratings, performance criteria, and explanations of status, is available on www.ed.sc.gov and www.eoc.sc.gov as well as school and school district websites. Printed versions are available from school districts upon request.

YEAR	ABSOLUTE RATING	GROWTH RATING	PALMETTO GOLD AND SILVER AWARD		ESEA/FEDERAL ACCOUNTABILITY RATING SYSTEM	
			General Performance	Closing the Gap	ESEA Grade	Accountability Indicator
2012	Below Average	Average	TBD	TBD	F	N/A
2011	Below Average	Average	Silver	N/A	Not Met	N/A
2010	Below Average	Average	N/A	N/A	Met	N/A

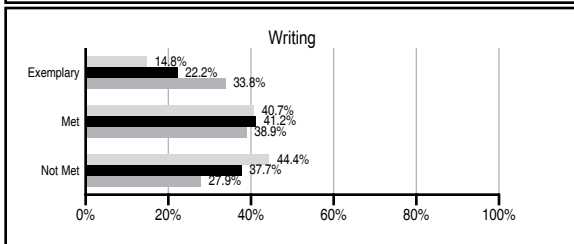
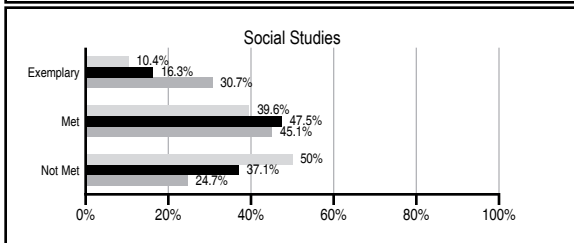
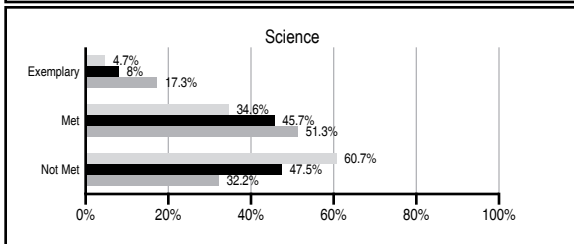
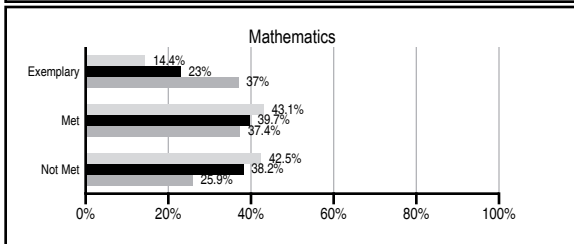
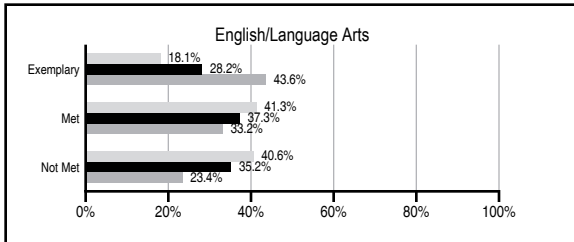
ABSOLUTE RATINGS OF ELEMENTARY SCHOOLS WITH STUDENTS LIKE OURS*

EXCELLENT	GOOD	AVERAGE	BELOW AVERAGE	AT-RISK
3	13	110	51	20

* Ratings are calculated with data available by 11/07/2012. Schools with Students Like Ours are Elementary Schools with Poverty Indices of no more than 5% above or below the index for this school.

PASS PERFORMANCE

Our School
 Elementary Schools with Students Like Ours
 Elementary schools statewide



NAEP PERFORMANCE*

* Performance reported for SC and nation, data not available at school level. Percentages at NAEP Achievement Levels.



SC PERFORMANCE VISION

By 2020 all students will graduate with the knowledge and skills necessary to compete successfully in the global economy, participate in a democratic society and contribute positively as members of families and communities.

Abbreviations Key

N/A Not Applicable N/AV Not Available N/C Not Collected N/R Not Reported I/S Insufficient Sample TBD To be determined

B. D. Lee Elementary School
[Cherokee County School District]

SCHOOL PROFILE

	Our School	Change from Last Year	Elementary Schools with Students Like Ours	Median Elementary School
Students (n=374)				
Retention rate	1.9%	Up from 0.3%	1.3%	1.0%
Attendance rate	96.9%	Up from 96.6%	96.3%	96.6%
Served by gifted and talented program	N/AV	N/AV	N/AV	N/AV
With disabilities other than speech	N/AV	N/AV	N/AV	N/AV
Older than usual for grade	N/AV	N/AV	N/AV	N/AV
Out-of-school suspensions or expulsions for violent and/or criminal offenses	0.0%	Down from 0.3%	0.0%	0.0%
Teachers (n=29)				
Teachers with advanced degrees	51.7%	Down from 56.5%	62.5%	63.0%
Continuing contract teachers	N/AV	N/AV	N/AV	N/AV
Teachers returning from previous year	84.5%	Down from 85.7%	85.7%	88.7%
Teacher attendance rate	96.7%	Up from 96.0%	95.1%	95.1%
Average teacher salary*	\$47,251	Up 3.1%	\$45,288	\$47,210
Classes not taught by highly qualified teachers	0.0%	No Change	0.0%	0.0%
Professional development days/teacher	8.0 days	Up from 5.4 days	10.4 days	10.5 days
School				
Principal's years at school	5.0	Up from 4.0	4.0	4.0
Student-teacher ratio in core subjects	15.4 to 1	Down from 16.6 to 1	18.3 to 1	20.0 to 1
Prime instructional time	92.5%	Up from 91.8%	90.5%	90.5%
Opportunities in the arts	Good	No Change	Good	Good
SACS accreditation	Yes	No Change	Yes	Yes
Parents attending conferences	100.0%	No Change	100.0%	100.0%
Character development program	Excellent	No Change	Excellent	Excellent
Dollars spent per pupil**	\$5,893	Down 3.7%	\$8,184	\$7,247
Percent of expenditures for instruction**	66.1%	Down from 68.1%	66.6%	68.2%
Percent of expenditures for teacher salaries**	64.1%	Down from 67.1%	63.3%	65.7%
ESEA composite index score	44.4	N/A	85.9	91.9

* Length of contract = 185+ days.

** Prior year audited financial data available.

EVALUATION RESULTS

	Teachers	Students*	Parents*
Number of surveys returned	25	53	39
Percent satisfied with learning environment	96.0%	86.8%	79.5%
Percent satisfied with social and physical environment	100.0%	96.2%	69.2%
Percent satisfied with school-home relations	76.0%	94.3%	73.7%

*Only students at the highest elementary school grade level at this school and their parents were included.

REPORT OF PRINCIPAL AND SCHOOL IMPROVEMENT COUNCIL

The 2011-2012 school year at B. D. Lee Elementary was another successful year devoted to promoting higher student achievement by means of rigorous teaching instruction, assessments, technology, character programs, parenting sessions, one-on-one intervention, and Differentiated Instruction to assist with small grouping instruction. Furthermore, we placed an emphasis on data driven instruction to analyze assessments such as PASS, MAP, Math & ELA Benchmarks, and Domine as a measure to provide frequent monitoring and acceleration for students throughout the school year.

B. D. Lee has been recognized for receiving the distinct honors of the South Carolina Red Carpet Award, Exemplary Writing, Exemplary Reading Honor School, School of Character, and Promising Practice Creative Bee's Award for integration of character education into academic curriculum.

This year our school was recognized as the Positive Behavior Intervention and Support –Ribbon School for demonstrating and promoting school-wide positive character and Promising and Practice Community Outreach Award. Our faculty, staff, and students conducted a school-wide World Kindness Day which allowed our school to support, contribute, and give back to the community through various organizations such as Meals on Wheels, Animal Shelter, and the Children's Home. We also conducted a Career Fair to allow service based community members to provide career development and readiness opportunities for our students which featured our Business Partner "Nestle."

Several of our students were acknowledged for outstanding achievement and recognition. Our Beta Club students received a Recycling Field Trip Grant to participate in a local recycling center educational field trip, yearly honor roll students were recognized during an end of the year "Honor" banquet, one kindergarten class was recognized as an district winner for Writer's Gala, one of our third, fourth, and fifth grade classes were recognized as school Science Quiz Bowl winners, and one student participated in the Duke Talent Identification program. Faculty members received numerous awards. Brent Marcengill was selected as Teacher of the Year, Wanda Carson was selected as Distinguished Reading Teacher, and two teachers Cindy Byars and Sharon Story were recognized as National Board Teachers.

The School Improvement Council, PTO, teachers, students, parents, and our business partners have worked hard to make this a successful school year. Our SIC and PTO has taken on several projects to make our school attractive, student-centered, and friendly. We are very thankful for the commitment and dedication of our PTO, teachers, students, and community members.

Sharon Jefferies, Principal
 Debbie Phillips, SIC Chairperson

Comprehensive detail, including definitions of ratings, performance criteria, and explanations of status, is available on www.ed.sc.gov and www.eoc.sc.gov as well as school and school district websites.

Printed versions are available from school districts upon request.

Abbreviations Key

N/A Not Applicable N/AV Not Available N/C Not Collected N/R Not Reported I/S Insufficient Sample TBD To be determined
 NI Newly Identified CSI Continuing School Improvement CA Corrective Action RP Plan to Restructure R Restructure DELAY School Improvement Status HOLD School Improvement Status