



SC Annual School Report Card Summary

Mary Bramlett Elementary
 Cherokee County School District
 Grades: PK-5 Enrollment: 277
 Principal: Audrey McClary
 Superintendent: Dr. Quincie L. Moore
 Board Chair: Mike Ellis

PERFORMANCE

Comprehensive detail, including definitions of ratings, performance criteria, and explanations of status, is available on www.ed.sc.gov and www.eoc.sc.gov as well as school and school district websites. Printed versions are available from school districts upon request.

YEAR	ABSOLUTE RATING	GROWTH RATING	PALMETTO GOLD AND SILVER AWARD		ESEA/FEDERAL ACCOUNTABILITY RATING SYSTEM	
			General Performance	Closing the Gap	ESEA Grade	Accountability Indicator
2012	At-Risk	Below Average	TBD	TBD	F	Priority
2011	Below Average	Average	N/A	N/A	Not Met	N/A
2010	Below Average	Average	N/A	N/A	Met	RP-DELAY

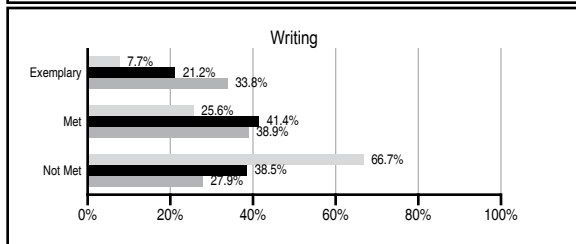
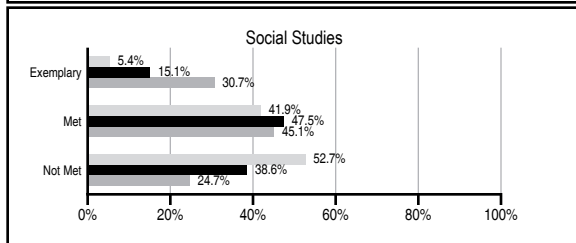
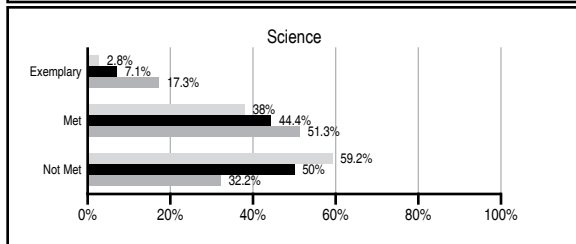
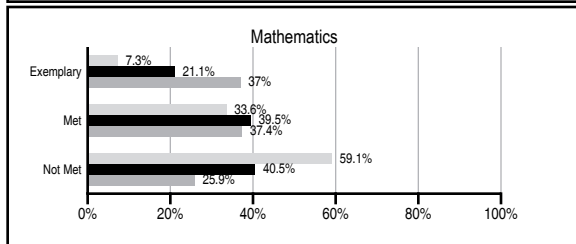
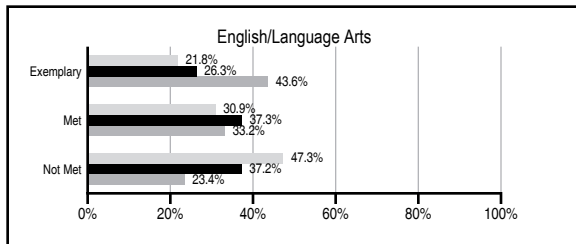
ABSOLUTE RATINGS OF ELEMENTARY SCHOOLS WITH STUDENTS LIKE OURS*

EXCELLENT	GOOD	AVERAGE	BELOW AVERAGE	AT-RISK
2	6	73	47	18

* Ratings are calculated with data available by 11/07/2012. Schools with Students Like Ours are Elementary Schools with Poverty Indices of no more than 5% above or below the index for this school.

PASS PERFORMANCE

Our School
 Elementary Schools with Students Like Ours
 Elementary schools statewide



NAEP PERFORMANCE*

* Performance reported for SC and nation, data not available at school level. Percentages at NAEP Achievement Levels.



SC PERFORMANCE VISION

By 2020 all students will graduate with the knowledge and skills necessary to compete successfully in the global economy, participate in a democratic society and contribute positively as members of families and communities.

Abbreviations Key

N/A Not Applicable N/AV Not Available N/C Not Collected N/R Not Reported I/S Insufficient Sample TBD To be determined

Mary Bramlett Elementary
[Cherokee County School District]

SCHOOL PROFILE

	Our School	Change from Last Year	Elementary Schools with Students Like Ours	Median Elementary School
Students (n=277)				
Retention rate	4.5%	Down from 6.4%	1.2%	1.0%
Attendance rate	95.8%	Down from 96.4%	96.4%	96.6%
Served by gifted and talented program	N/AV	N/AV	N/AV	N/AV
With disabilities other than speech	N/AV	N/AV	N/AV	N/AV
Older than usual for grade	N/AV	N/AV	N/AV	N/AV
Out-of-school suspensions or expulsions for violent and/or criminal offenses	0.0%	No Change	0.0%	0.0%
Teachers (n=26)				
Teachers with advanced degrees	50.0%	Down from 61.9%	62.5%	63.0%
Continuing contract teachers	N/AV	N/AV	N/AV	N/AV
Teachers returning from previous year	84.7%	Down from 86.4%	85.2%	88.7%
Teacher attendance rate	92.6%	Down from 95.6%	95.5%	95.1%
Average teacher salary*	\$46,603	Up 8.9%	\$44,828	\$47,210
Classes not taught by highly qualified teachers	0.0%	No Change	0.0%	0.0%
Professional development days/teacher	6.2 days	Down from 7.7 days	9.4 days	10.5 days
School				
Principal's years at school	6.0	Up from 3.0	4.0	4.0
Student-teacher ratio in core subjects	16.2 to 1	Down from 21.2 to 1	18.0 to 1	20.0 to 1
Prime instructional time	87.6%	Down from 90.7%	90.7%	90.5%
Opportunities in the arts	Good	No Change	Good	Good
SACS accreditation	Yes	No Change	Yes	Yes
Parents attending conferences	100.0%	No Change	100.0%	100.0%
Character development program	Excellent	No Change	Excellent	Excellent
Dollars spent per pupil**	\$8,060	Up 1.4%	\$8,355	\$7,247
Percent of expenditures for instruction**	59.7%	Down from 62.2%	65.8%	68.2%
Percent of expenditures for teacher salaries**	58.3%	Down from 60.1%	62.7%	65.7%
ESEA composite index score	27.4	N/A	80.1	91.9

* Length of contract = 185+ days.

** Prior year audited financial data available.

EVALUATION RESULTS

	Teachers	Students*	Parents*
Number of surveys returned	14	38	12
Percent satisfied with learning environment	100.0%	86.1%	83.3%
Percent satisfied with social and physical environment	100.0%	63.9%	91.7%
Percent satisfied with school-home relations	85.7%	94.4%	91.7%

*Only students at the highest elementary school grade level at this school and their parents were included.

REPORT OF PRINCIPAL AND SCHOOL IMPROVEMENT COUNCIL

Mary Bramlett has focused on a school-wide theme, "Learning for the 21st Century," and we are presently restructuring our curriculum. We have adopted new ELA books, and we are working closely with our school-district on implementing the Common Core State Standards.

We believe the Common Core State Standards will challenge our students to be prepared for college and the work place.

100% of our teachers are on board and looking forward to learning more about Common Core Standards. Technology is essential for getting ready for the 21st Century. We have purchased iPads and iPods as a way to differentiated instruction for students with different learning styles, and we have focused on providing all students with innovative strategies that are research-based.

Mary Bramlett continues to provide students a pleasant and conducive school atmosphere for learning and growing intellectually and physically. We dedicate our efforts to implement the best research-based strategies and practices available, and we preface these implementations with high expectations. Our school is a PBIS school and students enjoy getting their incentives for great behavior, and we appreciate our community members who have donated funds and materials for this purpose.

We have extended the instructional time to increase the rigor, allowing teachers to teach in-depth reading and math skills. Research shows that children who are engaged in intense and effective instruction from age 0 to 6 have the best chance of retaining new information. Therefore, we have a probably chance of closing the achievement gap for grades k through 5 before reaching middle school.

Even though we are a (Priority School) we will continue to provide small group, differentiate instruction, Response to Intervention, Math Exploration, Study Island, MAP, science lab, mentoring, smart boards, instructional facilitators, Mobile Library, Supplemental Education Services, World of Readers, reading and math interventionist, field trips, and parent and community involvement as a means of reaching all of our children.

Congratulation to Mrs. Rebecca Turner, extinguished reading teacher, Mrs. Vickie Blanton, support staff of the year, and Renee Hill, teacher of the year.

Audrey McClary, Principal
 SIC: Stacy Camp, Chairperson

Comprehensive detail, including definitions of ratings, performance criteria, and explanations of status, is available on www.ed.sc.gov and www.eoc.sc.gov as well as school and school district websites.

Printed versions are available from school districts upon request.

Abbreviations Key

N/A Not Applicable N/AV Not Available N/C Not Collected N/R Not Reported I/S Insufficient Sample TBD To be determined
 NI Newly Identified CSI Continuing School Improvement CA Corrective Action RP Plan to Restructure R Restructure DELAY School Improvement Status HOLD School Improvement Status