



SC Annual School Report Card Summary

Corinth Elementary
 Cherokee County School District
 Grades: PK-5 Enrollment: 411
 Principal: Brenda Sharts
 Superintendent: Dr. Quincie L. Moore
 Board Chair: Mike Ellis

PERFORMANCE

Comprehensive detail, including definitions of ratings, performance criteria, and explanations of status, is available on www.ed.sc.gov and www.eoc.sc.gov as well as school and school district websites. Printed versions are available from school districts upon request.

YEAR	ABSOLUTE RATING	GROWTH RATING	PALMETTO GOLD AND SILVER AWARD		ESEA/FEDERAL ACCOUNTABILITY RATING SYSTEM	
			General Performance	Closing the Gap	ESEA Grade	Accountability Indicator
2012	Good	Good	TBD	TBD	B	Reward
2011	Good	Good	Silver	N/A	Met	N/A
2010	Good	Good	Silver	N/A	Met	N/A

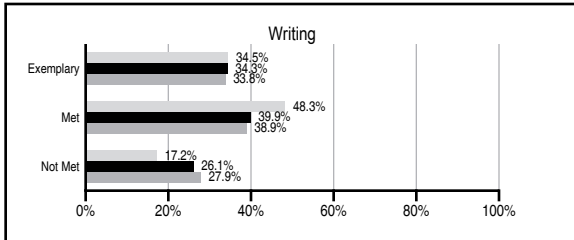
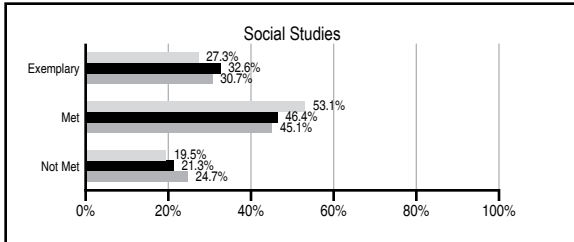
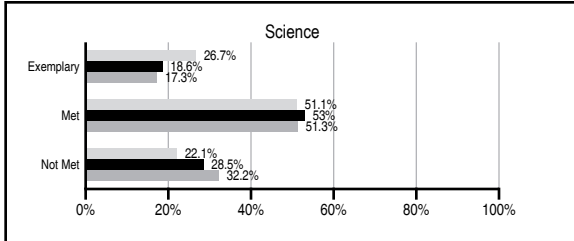
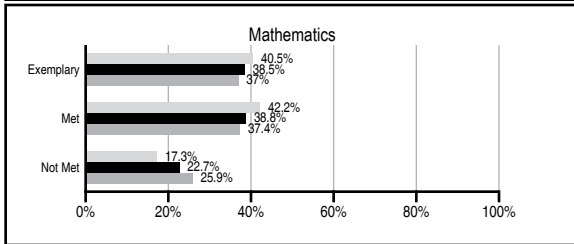
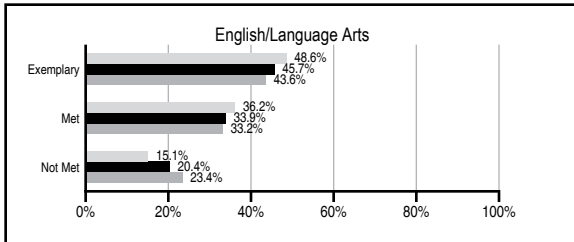
ABSOLUTE RATINGS OF ELEMENTARY SCHOOLS WITH STUDENTS LIKE OURS*

EXCELLENT	GOOD	AVERAGE	BELOW AVERAGE	AT-RISK
31	45	41	1	0

* Ratings are calculated with data available by 11/07/2012. Schools with Students Like Ours are Elementary Schools with Poverty Indices of no more than 5% above or below the index for this school.

PASS PERFORMANCE

Our School
 Elementary Schools with Students Like Ours
 Elementary schools statewide



NAEP PERFORMANCE*

* Performance reported for SC and nation, data not available at school level. Percentages at NAEP Achievement Levels.



SC PERFORMANCE VISION

By 2020 all students will graduate with the knowledge and skills necessary to compete successfully in the global economy, participate in a democratic society and contribute positively as members of families and communities.

Abbreviations Key

N/A Not Applicable N/AV Not Available N/C Not Collected N/R Not Reported I/S Insufficient Sample TBD To be determined

Corinth Elementary [Cherokee County School District]

SCHOOL PROFILE

	Our School	Change from Last Year	Elementary Schools with Students Like Ours	Median Elementary School
Students (n=411)				
Retention rate	0.5%	Up from 0.3%	1.1%	1.0%
Attendance rate	96.0%	Down from 96.4%	96.5%	96.6%
Served by gifted and talented program	N/AV	N/AV	N/AV	N/AV
With disabilities other than speech	N/AV	N/AV	N/AV	N/AV
Older than usual for grade	N/AV	N/AV	N/AV	N/AV
Out-of-school suspensions or expulsions for violent and/or criminal offenses	0.0%	No Change	0.0%	0.0%
Teachers (n=26)				
Teachers with advanced degrees	69.2%	Down from 72.0%	61.9%	63.0%
Continuing contract teachers	N/AV	N/AV	N/AV	N/AV
Teachers returning from previous year	97.1%	Up from 93.8%	89.6%	88.7%
Teacher attendance rate	94.1%	Down from 94.4%	95.1%	95.1%
Average teacher salary*	\$48,072	Up 7.3%	\$47,380	\$47,210
Classes not taught by highly qualified teachers	0.0%	No Change	0.0%	0.0%
Professional development days/teacher	8.4 days	Up from 5.9 days	11.3 days	10.5 days
School				
Principal's years at school	8.0	Up from 7.0	5.0	4.0
Student-teacher ratio in core subjects	20.6 to 1	Up from 16.6 to 1	19.9 to 1	20.0 to 1
Prime instructional time	89.2%	Down from 90.1%	90.3%	90.5%
Opportunities in the arts	Good	No Change	Good	Good
SACS accreditation	Yes	No Change	Yes	Yes
Parents attending conferences	100.0%	No Change	100.0%	100.0%
Character development program	Excellent	No Change	Excellent	Excellent
Dollars spent per pupil**	\$6,124	Up 4.9%	\$6,876	\$7,247
Percent of expenditures for instruction**	71.7%	Up from 71.6%	68.0%	68.2%
Percent of expenditures for teacher salaries**	70.3%	Up from 70.0%	66.0%	65.7%
ESEA composite index score	85.7	N/A	91.9	91.9

* Length of contract = 185+ days.

** Prior year audited financial data available.

REPORT OF PRINCIPAL AND SCHOOL IMPROVEMENT COUNCIL

Looking back over the 2010-2011 school year, I am reminded of many accomplishments. We implemented many of the strategies that helped us achieve success such as common planning time across all grade levels, a focus on teaching the South Carolina Standards, an infusion of character traits into the curriculum, and weekly assessments used to track students' progress towards goals.

Our staff works very hard and is always participating in staff development in various areas to better meet the needs of all students. Ms. Virginia Scates was elected to represent the Corinth Staff as our Teacher of the Year and became District TOY.

Corinth Elementary School continues to be extremely fortunate to have a very active PTO and School Improvement Council. The PTO sponsored a Fall Festival and a Santa Shop. During the summer, the PTO with the help of the community remodeled the playground to include a walking track, soccer field, basketball and tetherball courts.

Steady improvements have continued on our School Report Card. Our most recent PASS scores revealed that our students in grades 3, 4, and 5 scored higher in English Language Arts and Math than most schools in the district and state. This achievement was recognized by the state with the Palmetto Silver Award. Our school met 13 out of 13 objectives to make Adequate Yearly Progress.

We are looking forward to many successes this school year. Working together, we will continue to provide the best education possible for the students.

Brenda Sharts, Principal
Heather Swayngim, SIC

EVALUATION RESULTS

	Teachers	Students*	Parents*
Number of surveys returned	22	62	44
Percent satisfied with learning environment	100.0%	98.4%	97.6%
Percent satisfied with social and physical environment	100.0%	100.0%	97.7%
Percent satisfied with school-home relations	100.0%	100.0%	97.7%

*Only students at the highest elementary school grade level at this school and their parents were included.

Comprehensive detail, including definitions of ratings, performance criteria, and explanations of status, is available on www.ed.sc.gov and www.eoc.sc.gov as well as school and school district websites.

Printed versions are available from school districts upon request.

Abbreviations Key

N/A Not Applicable N/AV Not Available N/C Not Collected N/R Not Reported I/S Insufficient Sample TBD To be determined

NI Newly Identified CSI Continuing School Improvement CA Corrective Action RP Plan to Restructure R Restructure DELAY School Improvement Status HOLD School Improvement Status