



SC Annual School Report Card Summary

Alma Elementary
 Cherokee County School District
 Grades: PK-5 Enrollment: 243
 Principal: Kimberly F. Camp
 Superintendent: Dr. Quincie L. Moore
 Board Chair: Mike Ellis

PERFORMANCE

Comprehensive detail, including definitions of ratings, performance criteria, and explanations of status, is available on www.ed.sc.gov and www.eoc.sc.gov as well as school and school district websites. Printed versions are available from school districts upon request.

YEAR	ABSOLUTE RATING	GROWTH RATING	PALMETTO GOLD AND SILVER AWARD		ESEA/FEDERAL ACCOUNTABILITY RATING SYSTEM	
			General Performance	Closing the Gap	ESEA Grade	Accountability Indicator
2012	Below Average	Below Average	TBD	TBD	C	N/A
2011	Below Average	Below Average	N/A	N/A	Not Met	N/A
2010	Below Average	Below Average	N/A	N/A	Met	N/A

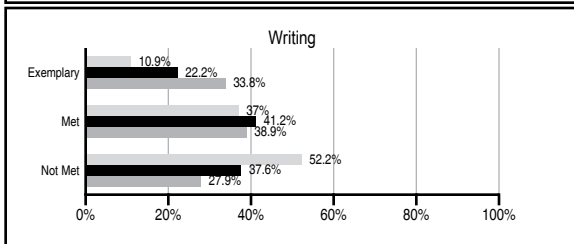
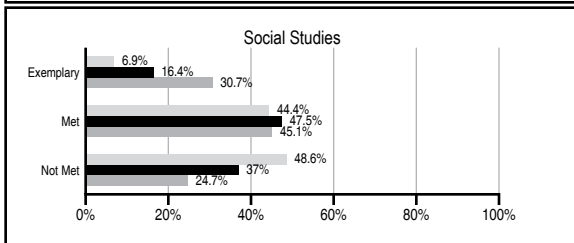
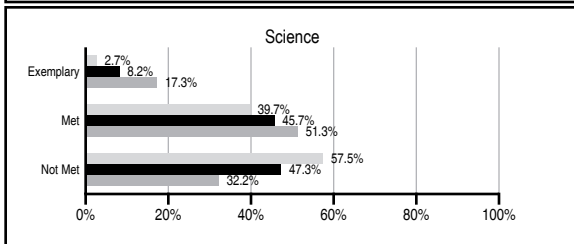
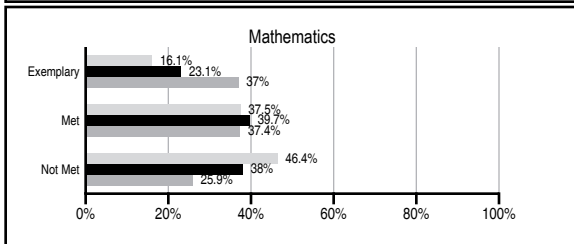
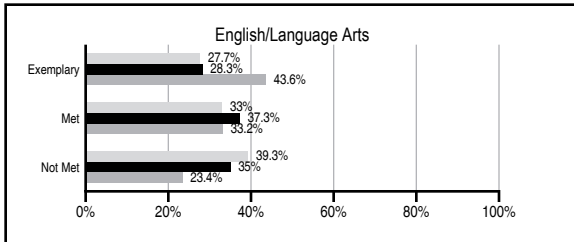
ABSOLUTE RATINGS OF ELEMENTARY SCHOOLS WITH STUDENTS LIKE OURS*

EXCELLENT	GOOD	AVERAGE	BELOW AVERAGE	AT-RISK
3	13	114	49	20

* Ratings are calculated with data available by 11/07/2012. Schools with Students Like Ours are Elementary Schools with Poverty Indices of no more than 5% above or below the index for this school.

PASS PERFORMANCE

Our School
 Elementary Schools with Students Like Ours
 Elementary schools statewide



NAEP PERFORMANCE*

* Performance reported for SC and nation, data not available at school level. Percentages at NAEP Achievement Levels.



SC PERFORMANCE VISION

By 2020 all students will graduate with the knowledge and skills necessary to compete successfully in the global economy, participate in a democratic society and contribute positively as members of families and communities.

Abbreviations Key

N/A Not Applicable N/AV Not Available N/C Not Collected N/R Not Reported I/S Insufficient Sample TBD To be determined

Alma Elementary [Cherokee County School District]

SCHOOL PROFILE

	Our School	Change from Last Year	Elementary Schools with Students Like Ours	Median Elementary School
Students (n=243)				
Retention rate	1.3%	Down from 2.9%	1.3%	1.0%
Attendance rate	97.0%	Down from 97.1%	96.3%	96.6%
Served by gifted and talented program	N/AV	N/AV	N/AV	N/AV
With disabilities other than speech	N/AV	N/AV	N/AV	N/AV
Older than usual for grade	N/AV	N/AV	N/AV	N/AV
Out-of-school suspensions or expulsions for violent and/or criminal offenses	0.0%	No Change	0.0%	0.0%
Teachers (n=20)				
Teachers with advanced degrees	55.0%	Up from 50.0%	62.5%	63.0%
Continuing contract teachers	N/AV	N/AV	N/AV	N/AV
Teachers returning from previous year	90.3%	Up from 86.6%	85.7%	88.7%
Teacher attendance rate	91.7%	Down from 93.2%	95.2%	95.1%
Average teacher salary*	\$43,367	Up 5.9%	\$45,270	\$47,210
Classes not taught by highly qualified teachers	0.0%	No Change	0.0%	0.0%
Professional development days/teacher	7.9 days	Down from 10.3 days	10.4 days	10.5 days
School				
Principal's years at school	4.0	Up from 3.0	4.0	4.0
Student-teacher ratio in core subjects	18.1 to 1	Down from 19.4 to 1	18.4 to 1	20.0 to 1
Prime instructional time	88.2%	Down from 89.4%	90.5%	90.5%
Opportunities in the arts	Good	No Change	Good	Good
SACS accreditation	Yes	No Change	Yes	Yes
Parents attending conferences	99.4%	Down from 100.0%	100.0%	100.0%
Character development program	Excellent	Up from Good	Excellent	Excellent
Dollars spent per pupil**	\$7,431	Down 5.9%	\$8,090	\$7,247
Percent of expenditures for instruction**	64.7%	Down from 66.6%	67.0%	68.2%
Percent of expenditures for teacher salaries**	62.6%	Down from 62.8%	63.5%	65.7%
ESEA composite index score	77.7	N/A	86.3	91.9

* Length of contract = 185+ days.

** Prior year audited financial data available.

EVALUATION RESULTS

	Teachers	Students*	Parents*
Number of surveys returned	17	48	41
Percent satisfied with learning environment	100.0%	89.6%	92.5%
Percent satisfied with social and physical environment	100.0%	91.7%	82.5%
Percent satisfied with school-home relations	82.4%	91.7%	95.0%

*Only students at the highest elementary school grade level at this school and their parents were included.

Comprehensive detail, including definitions of ratings, performance criteria, and explanations of status, is available on www.ed.sc.gov and www.eoc.sc.gov as well as school and school district websites.

Printed versions are available from school districts upon request.

REPORT OF PRINCIPAL AND SCHOOL IMPROVEMENT COUNCIL

Alma Elementary...where we all "REACH for the STARS!" Our students and teachers worked diligently to make learning exciting and authentic. By using the South Carolina academic standards and district curriculum, we created a school-wide long range plan resulting in innovative and motivating lessons. A wealth of resources is available in our Literacy Center, Computer Lab, and Math/Science Lab.

Parental participation increased. Our parents attended our Back to School Night, Parent-Teacher Conferences, Fall Festival, Title I Parenting Sessions, Awards Days, Talent Show, Field Day and more. Parents volunteered with our Science Fair, Book Fair, and Student-Mentor Program. Parents also enjoyed the healthy treats during these events from our Fresh Fruit and Vegetable grant. (With this grant, all students have a fruit/vegetable snack daily.)

Alma Elementary remains a Response to Intervention (RtI) pilot site for the state. This project embraces significant time devoted to actual reading and writing, high-quality instruction, small group and individualized instruction, numerous books matched to reading levels, and an increased instructional focus on changing needs of students. With this on-site professional learning pilot, Alma Elementary will make Literacy Matter.

Also, Alma Elementary began the second year as a Partner School (PS) with Winthrop University. In this partnership, our faculty/staff hosted three year-long teacher interns. These college students learned first-hand about student learning, specials needs, and literacy development within the classroom with experienced teachers.

Technology continues to increase. Classrooms are equipped with Activboards. From home, educational sites like Bookflix and First in Math can be accessed. We will continue to incorporate ipods, netbooks, and flip cameras into our instruction.

Literacy is an integral part of every day in all subject areas. Students read fiction and non-fiction daily with opportunities to write and talk about the text. Our students were fortunate to be able to self-select twelve books each for extended reading during the summer. This initiative was provided and funded through SC State Department of Education. Students will return to school in the fall with their summer reading logs.

At Alma Elementary, we believe in creating a family-friendly school environment and providing excellent customer service. To tighten security and to have a record of our visitors, we have a computer program with photo capabilities. We welcome parents, visitors, and community members. We refer to our school as "our learning home."

At Alma Elementary School, education is a team effort among students, parents, school faculty, and community. You are encouraged to come and visit our school to see first hand how parent involvement, teacher dedication and industrious students make a successful school. You are invited to become part of our team to SHINE as we "think, inspire, imagine, and celebrate."

Kim Camp, Principal & Amie Sullivan, Chairperson of School Improvement Council

Abbreviations Key

N/A Not Applicable N/AV Not Available N/C Not Collected N/R Not Reported I/S Insufficient Sample TBD To be determined

NI Newly Identified CSI Continuing School Improvement CA Corrective Action RP Plan to Restructure R Restructure DELAY School Improvement Status HOLD School Improvement Status