

SC Annual School Report Card Summary

Charleston Development Academy Public Charter School
 Charleston County School District
 Grades: PK-8 Enrollment: 210
 Principal: Cecelia Gordon Rogers
 Superintendent: Dr. Nancy J. McGinley
 Board Chair: Mr. Chris Fraser

PERFORMANCE

Comprehensive detail, including definitions of ratings, performance criteria, and explanations of status, is available on www.ed.sc.gov and www.eoc.sc.gov as well as school and school district websites. Printed versions are available from school districts upon request.

YEAR	ABSOLUTE RATING	GROWTH RATING	PALMETTO GOLD AND SILVER AWARD		ESEA/FEDERAL ACCOUNTABILITY RATING SYSTEM	
			General Performance	Closing the Gap	ESEA Grade	Accountability Indicator
2012	Average	Good	TBD	TBD	A	Reward
2011	Good	Excellent	Gold	Gold	Met	N/A
2010	Average	Below Average	N/A	Silver	Met	N/A

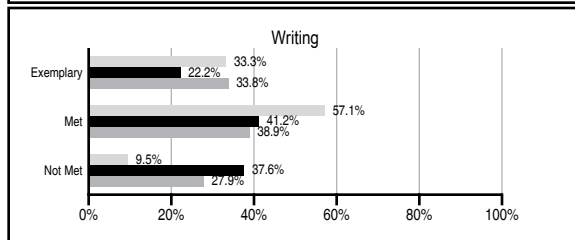
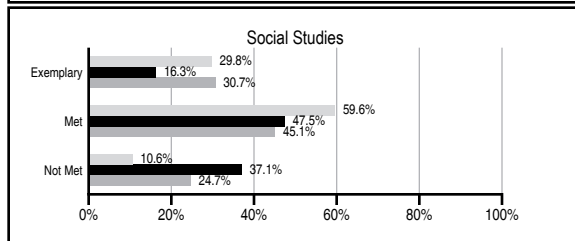
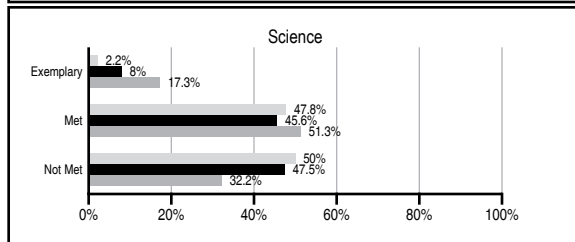
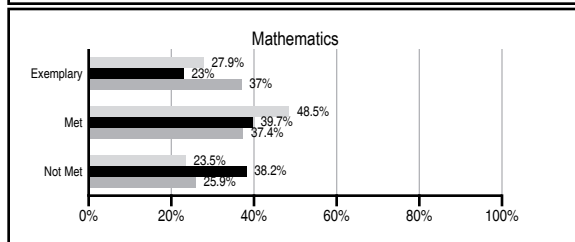
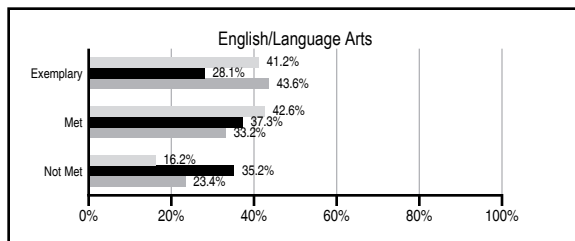
ABSOLUTE RATINGS OF ELEMENTARY SCHOOLS WITH STUDENTS LIKE OURS*

EXCELLENT	GOOD	AVERAGE	BELOW AVERAGE	AT-RISK
3	13	108	51	20

* Ratings are calculated with data available by 11/07/2012. Schools with Students Like Ours are Elementary Schools with Poverty Indices of no more than 5% above or below the index for this school.

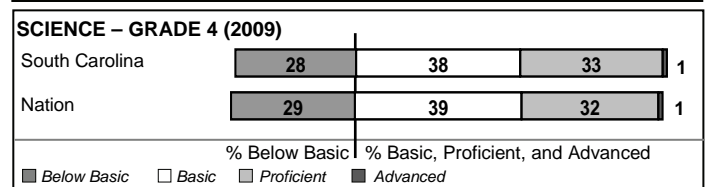
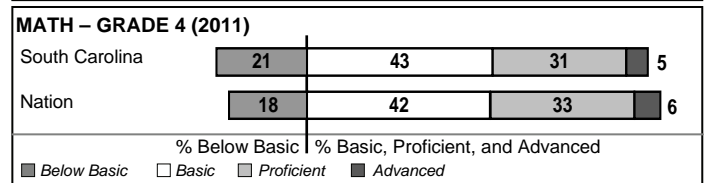
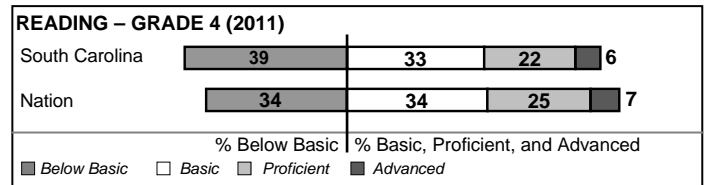
PASS PERFORMANCE

Our School Elementary Schools with Students Like Ours Elementary schools statewide



NAEP PERFORMANCE*

* Performance reported for SC and nation, data not available at school level. Percentages at NAEP Achievement Levels.



SC PERFORMANCE VISION

By 2020 all students will graduate with the knowledge and skills necessary to compete successfully in the global economy, participate in a democratic society and contribute positively as members of families and communities.

Abbreviations Key

N/A Not Applicable N/AV Not Available N/C Not Collected N/R Not Reported I/S Insufficient Sample TBD To be determined

Charleston Development Academy Public Charter School [Charleston County School District]

SCHOOL PROFILE

	Our School	Change from Last Year	Elementary Schools with Students Like Ours	Median Elementary School
Students (n=210)				
Retention rate	2.2%	Down from 2.3%	1.3%	1.0%
Attendance rate	99.7%	Up from 99.6%	96.3%	96.6%
Served by gifted and talented program	N/AV	N/AV	N/AV	N/AV
With disabilities other than speech	N/AV	N/AV	N/AV	N/AV
Older than usual for grade	N/AV	N/AV	N/AV	N/AV
Out-of-school suspensions or expulsions for violent and/or criminal offenses	0.0%	No Change	0.0%	0.0%
Teachers (n=16)				
Teachers with advanced degrees	50.0%	No Change	62.5%	63.0%
Continuing contract teachers	N/AV	N/AV	N/AV	N/AV
Teachers returning from previous year	81.2%	Down from 87.8%	85.7%	88.7%
Teacher attendance rate	100.0%	No Change	95.1%	95.1%
Average teacher salary*	\$38,385	Up 3.4%	\$45,241	\$47,210
Classes not taught by highly qualified teachers	19.6%	Down from 29.4%	0.0%	0.0%
Professional development days/teacher	35.0 days	No Change	10.3 days	10.5 days
School				
Principal's years at school	9.0	Up from 8.0	4.0	4.0
Student-teacher ratio in core subjects	18.0 to 1	Up from 17.4 to 1	18.3 to 1	20.0 to 1
Prime instructional time	99.4%	Up from 99.3%	90.5%	90.5%
Opportunities in the arts	Excellent	No Change	Good	Good
SACS accreditation	No	No Change	Yes	Yes
Parents attending conferences	100.0%	No Change	100.0%	100.0%
Character development program	Excellent	No Change	Excellent	Excellent
Dollars spent per pupil**	\$7,862	Down 9.1%	\$8,184	\$7,247
Percent of expenditures for instruction**	61.0%	Down from 63.0%	66.4%	68.2%
Percent of expenditures for teacher salaries**	49.7%	Down from 49.9%	63.3%	65.7%
ESEA composite index score	94.6	N/A	85.9	91.9

* Length of contract = 185+ days.

** Prior year audited financial data available.

EVALUATION RESULTS

	Teachers	Students*	Parents*
Number of surveys returned	9	29	28
Percent satisfied with learning environment	100.0%	96.6%	96.4%
Percent satisfied with social and physical environment	100.0%	96.6%	100.0%
Percent satisfied with school-home relations	100.0%	100.0%	96.4%

*Only students at the highest elementary school grade level at this school and their parents were included.

REPORT OF PRINCIPAL AND SCHOOL IMPROVEMENT COUNCIL

The 2011 Report Card for CDA reflects a Good Absolute Rating, an Excellent Growth Rating, met AYP, and CDA received the General Performance Rating of A Gold and Silver Award. Additionally, Charleston Development Academy Signature Project: "The Singing Eagles Concert Choir" has performed eloquently throughout the year beginning with the Annual First Day Festival, The Charleston Christmas Tree Lighting, The Annual Martin Luther King Breakfast and the Annual Capital Fund Raising Gala. Representatives of The Young Men of Distinction and Carolina Pearls met with US State Secretary Arnett Duncan and Congressman James E. Clyburn. Additionally, CDA students won 1st Place trophy in the Historical Black Bowl and 1st place entry for the Community of Readers Home Readers' Award. And we are extremely proud that our Early Childhood Department has met full NAEYC Accreditation.

In our mission to educate the whole child, a strong presence of fine art experiences round out our educational offerings during the school day and in an afterschool format. Through collaborations with community art agencies, museums, and a variety of service organizations, we are able to extend learning opportunities that strengthen our connections with the school culture and the Greater Charleston area.

We remain an "An Intellect Construction Enterprise; Developing Minds, Building Character, Engineering Futures". Where excellence is a standard expectation and where standards are expected to be excellent.

Cecelia Gordon Rogers, Executive School Director
Will Rivers, SIC Chairperson

Comprehensive detail, including definitions of ratings, performance criteria, and explanations of status, is available on www.ed.sc.gov and www.eoc.sc.gov as well as school and school district websites.

Printed versions are available from school districts upon request.

Abbreviations Key

N/A Not Applicable N/AV Not Available N/C Not Collected N/R Not Reported I/S Insufficient Sample TBD To be determined
NI Newly Identified CSI Continuing School Improvement CA Corrective Action RP Plan to Restructure R Restructure DELAY School Improvement Status HOLD School Improvement Status